
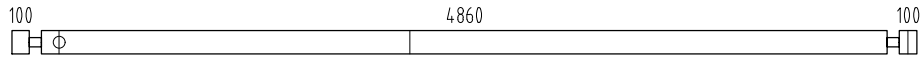
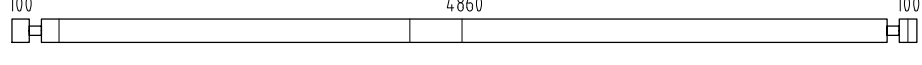









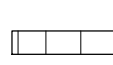



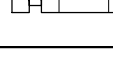




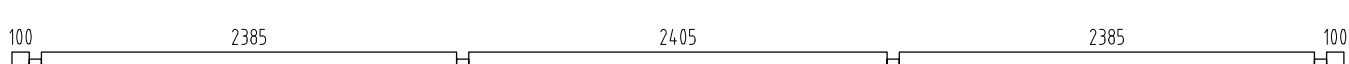
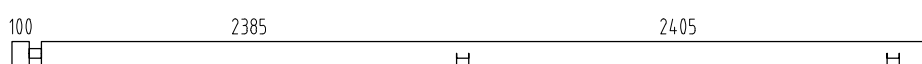


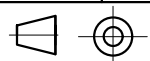



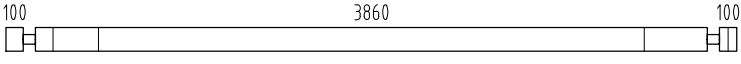
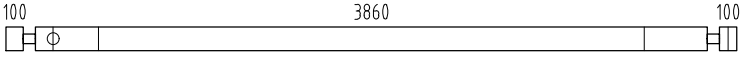
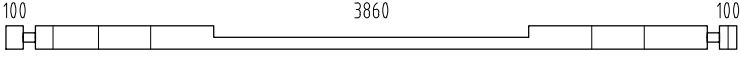
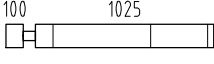
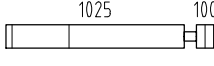
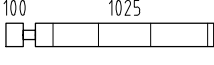
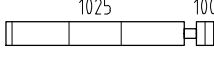
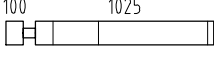
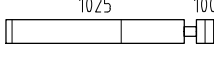




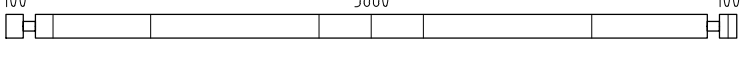
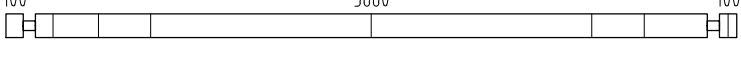
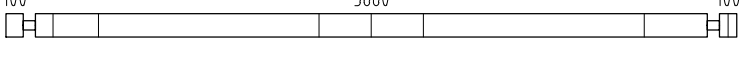

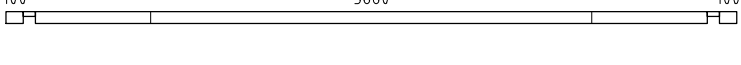




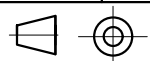
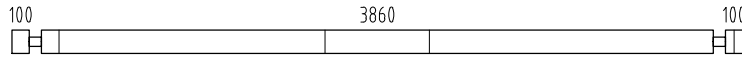


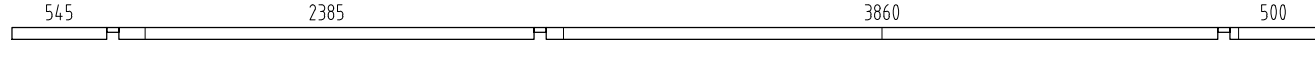
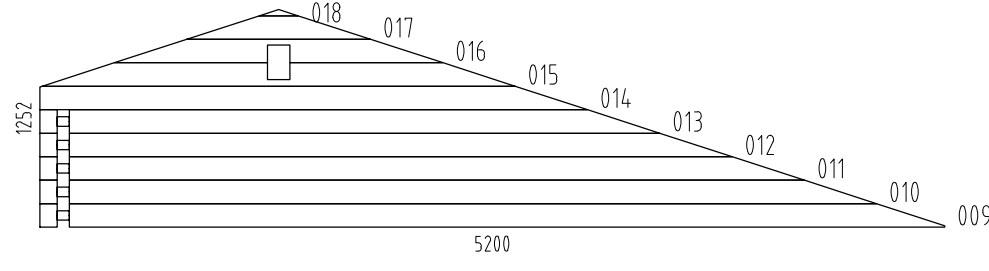
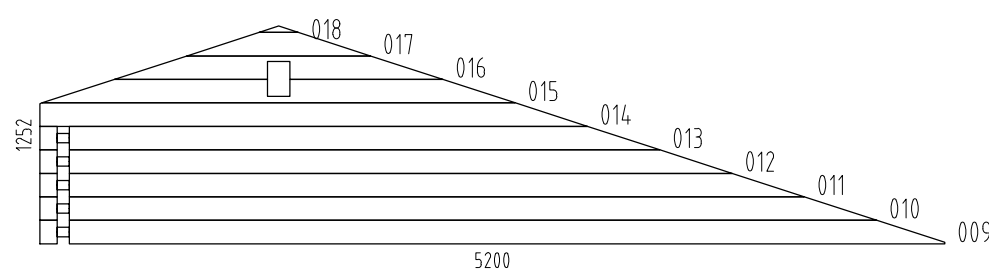














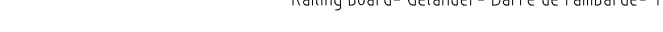


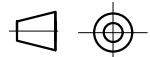
| Pos | SPECIFICATION-STÜCKLISTE-NOMENCLATURE-ELEMENTI-ESPECIFICACIÓN PM70-5242-1 | Pcs | Profile (mm) | Length (mm) |
|-----|--------------------------------------------------------------------------------------|-----|-----------------|----------------|
| 001 |  | 1 | 70x68 | 5200 |
| 002 |  | 1 | 70x135 | 5200 |
| 003 |  | 8 | 70x135 | 5200 |
| 004 |  | 4 | 70x135 | 5200 |
| 005 |  | 3 | 70x135 | 5200 |
| 006 |  | 1 | 70x135 | 7655 |
| 007 |  | 1 | 70x135 | 7655 |
| 008 |  | 1 | 70x135 | 5200 |
| 019 |  | 1 | 70x68 | 590 |
| 020 |  | 1 | 70x68 | 2990 |
| 021 |  | 1 | 70x135 | 590 |
| 022 |  | 1 | 70x135 | 2990 |
| 023 |  | 11 | 70x135 | 590 |
| 024 |  | 1 | 70x135 | 2990 |
| 025 |  | 7 | 70x135 | 590 |
| 026 |  | 10 | 70x135 | 590 |
| 027 |  | 6 | 70x135 | 590 |
| 028 |  | 3 | 70x135 | 590 |
| 029 |  | 3 | 70x135 | 590 |
| 030 |  | 1 | 70x135 | 5200 |
| 031 |  | 1 | 70x135 | 7655 |
| 032 |  | 1 | 70x135 | 7655 |
| 033 |  | 1 | 70x135 | 5200 |
| 034 |  | 1 | 70x135 | 7655 |
| 035 |  | 1 | 70x135 | 7655 |
















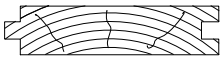




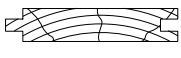
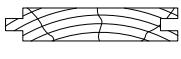
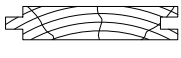
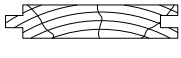




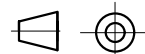
| Pos | SPECIFICATION-STÜCKLISTE-NOMENCLATURE-ELEMENTI-ESPECIFICACIÓN PM70-5242-1 | Pcs | Profile (mm) | Length (mm) |
|-----|--------------------------------------------------------------------------------------|-----|-----------------|----------------|
| 036 |  | 1 | 70x135 | 7500 |
| 037 |  | 1 | 70x135 | 7500 |
| 038 |  | 1 | 70x68 | 7500 |
| 039 |  | 1 | 70x135 | 4200 |
| 040 |  | 1 | 70x135 | 4200 |
| 041 |  | 1 | 70x135 | 4200 |
| 042 |  | 3 | 70x135 | 1195 |
| 043 |  | 3 | 70x135 | 1195 |
| 044 |  | 6 | 70x135 | 1195 |
| 045 |  | 6 | 70x135 | 1195 |
| 046 |  | 3 | 70x135 | 1195 |
| 047 |  | 3 | 70x135 | 1195 |
| 048 |  | 1 | 70x135 | 4200 |
| 049 |  | 1 | 70x135 | 4200 |
| 050 |  | 1 | 70x135 | 6655 |
| 051 |  | 2 | 70x135 | 4200 |
| 052 |  | 1 | 70x135 | 4200 |
| 053 |  | 1 | 70x135 | 4200 |
| 054 |  | 1 | 70x135 | 4200 |
| 055 |  | 1 | 70x135 | 4200 |
| 056 |  | 1 | 70x56 | 4200 |
| 057 |  | 1 | 70x135 | 2725 |
| 058 |  | 4 | 70x135 | 4200 |
| 059 |  | 1 | 70x135 | 4200 |
| 060 |  | 7 | 70x135 | 4200 |







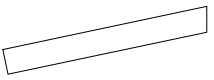
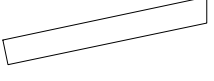




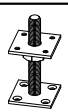






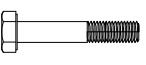
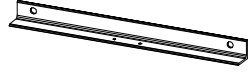


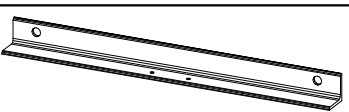
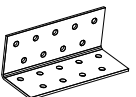



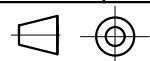
| Pos | SPECIFICATION-STÜCKLISTE-NOMENCLATURE-ELEMENTI-ESPECIFICACIÓN PM70-5242-1 | Pcs | Profile (mm) | Length (mm) |
|-------|------------------------------------------------------------------------------------------------------------------------------------------------------------------------------|-----|-----------------|----------------|
| 061 |  | 4 | 70x135 | 4200 |
| 062 |  | 1 | 70x135 | 7500 |
| 063 |  | 1 | 70x135 | 7500 |
| 064 |  | 1 | 70x68 | 7500 |
| W1-1 |  | 1 | | |
| W2-1 |  | 1 | | |
| AR5 | Foundation- Fundament- Fondation- Fondazione- Vigas de cimentación  | 1 | 80x60 | 7435 |
| AR4 | Foundation- Fundament- Fondation- Fondazione- Vigas de cimentación  | 2 | 80x60 | 4955 |
| AR2 | Foundation- Fundament- Fondation- Fondazione- Vigas de cimentación  | 15 | 80x60 | 3820 |
| AR3 | Foundation- Fundament- Fondation- Fondazione- Vigas de cimentación  | 2 | 80x60 | 2480 |
| AR1 | Foundation- Fundament- Fondation- Fondazione- Vigas de cimentación  | 15 | 80x60 | 2425 |
| BM1 | Beam- Balken- Poutre- Trave- Viga  | 1 | 140x240 | 7500 |
| Pst4 | Post- Pfosten- Poteau- Montante- Poste  | 2 | 160x160 | 2135 |
| Pst1 | Post- Pfosten- Poteau- Montante- Poste  | 2 | 160x160 | 2075 |
| Pst2 | Post- Pfosten- Poteau- Montante- Poste  | 1 | 160x160 | 2075 |
| Pst3 | Post- Pfosten- Poteau- Montante- Poste  | 1 | 160x160 | 2075 |
| Pst5 | Post- Pfosten- Poteau- Montante- Poste  | 1 | 120x120 | 970 |
| Rai2 | Railing board- Geländer- Barre de rambarde- Tavola di ringhiera- Tabla de barandilla  | 2 | 120x120 | 840 |
| Rai1 | Railing board- Geländer- Barre de rambarde- Tavola di ringhiera- Tabla de barandilla  | 85 | 120x28 | 700 |
| Rai11 | Railing board- Geländer- Barre de rambarde- Tavola di ringhiera- Tabla de barandilla  | 1 | 90x90 | 3770 |
| Rai12 | Railing board- Geländer- Barre de rambarde- Tavola di ringhiera- Tabla de barandilla  | 1 | 90x90 | 3770 |





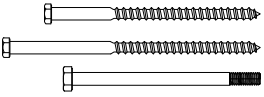





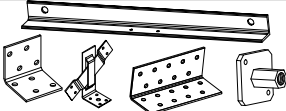







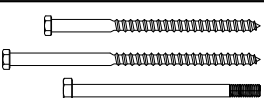
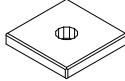

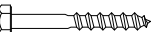










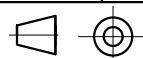
| Pos | SPECIFICATION-STÜCKLISTE-NOMENCLATURE-ELEMENTI-ESPECIFICACIÓN PM70-5242-1 | Pcs | Profile (mm) | Length (mm) |
|--------|------------------------------------------------------------------------------------------------------------------------------------------------------------------------------------|-----|-----------------|----------------|
| Rai10 | Railing board- Geländer- Barre de rambarde- Tavola di ringhiera- Tabla de barandilla  | 1 | 90x90 | 2295 |
| Rai7A | Railing board- Geländer- Barre de rambarde- Tavola di ringhiera- Tabla de barandilla  | 2 | 90x90 | 2295 |
| Rai7B | Railing board- Geländer- Barre de rambarde- Tavola di ringhiera- Tabla de barandilla  | 1 | 90x90 | 2295 |
| Rai4 | Railing board- Geländer- Barre de rambarde- Tavola di ringhiera- Tabla de barandilla  | 2 | 90x90 | 2295 |
| Rai6 | Railing board- Geländer- Barre de rambarde- Tavola di ringhiera- Tabla de barandilla  | 2 | 90x90 | 2135 |
| Rai8 | Railing board- Geländer- Barre de rambarde- Tavola di ringhiera- Tabla de barandilla  | 2 | 90x90 | 2135 |
| Rai9 | Railing board- Geländer- Barre de rambarde- Tavola di ringhiera- Tabla de barandilla  | 1 | 44x140 | 3770 |
| Rai5 | Railing board- Geländer- Barre de rambarde- Tavola di ringhiera- Tabla de barandilla  | 2 | 44x140 | 2340 |
| Rai3 | Railing board- Geländer- Barre de rambarde- Tavola di ringhiera- Tabla de barandilla  | 3 | 44x140 | 2295 |
| RoR1 | Rafter- Sparre- Chevron- Trave- Cabrio  | 32 | 44x195 | 4445 |
| RoR2 | Rafter- Sparre- Chevron- Trave- Cabrio  | 2 | 44x195 | 4000 |
| Sla1 | Slat- Leiste- Baguette- Listello- Listón  | 1 | 28x70 | 1620 |
| TP1 | Tender post- Tenderleiste- T-poste- Rinforzo- Refuerzo  | 2 | 32x40 | 2040 |
| TP3 | Tender post- Tenderleiste- T-poste- Rinforzo- Refuerzo  | 2 | 32x40 | 1700 |
| TP2 | Tender post- Tenderleiste- T-poste- Rinforzo- Refuerzo  | 2 | 32x40 | 1560 |
| FB3-1 | Floor board- Fussbodenbrett- Madrier du plancher - Tavola pavimento- Tabla de suelo  | 34 | 114x28 | 4854 |
| TB2-1 | Terrace board- Terrassenbrett- Madrier de terrasse- Tavola terrazzo- Tabla de terraza  | 20 | 120x28 | 4310 |
| TB2-2 | Terrace board- Terrassenbrett- Madrier de terrasse- Tavola terrazzo- Tabla de terraza  | 6 | 120x28 | 3900 |
| TB2-3 | Terrace board- Terrassenbrett- Madrier de terrasse- Tavola terrazzo- Tabla de terraza  | 20 | 120x28 | 3125 |
| TB2-4 | Terrace board- Terrassenbrett- Madrier de terrasse- Tavola terrazzo- Tabla de terraza  | 32 | 120x28 | 2445 |
| RB2-1 | Roof board- Dachbrett- Madrier du toit- Tavola tetto- Tabla de tejado  | 50 | 89x19 | 4410 |
| RB2-2 | Roof board- Dachbrett- Madrier du toit- Tavola tetto- Tabla de tejado  | 50 | 89x19 | 3860 |
| RB2-3 | Roof board- Dachbrett- Madrier du toit- Tavola tetto- Tabla de tejado  | 50 | 89x19 | 3640 |
| RB2-4 | Roof board- Dachbrett- Madrier du toit- Tavola tetto- Tabla de tejado  | 50 | 89x19 | 3090 |
| FlB3-1 | Floor beading- Fussbodenleiste- Baguette du plancher- Listello pavimento- Listón de suelo  | | 19x45 | 18 |
| Dia-1 | Diamond- Deckbrett- Madrier- Tavola di copertura- Rombo  | 2 | 19x140 | 300 |



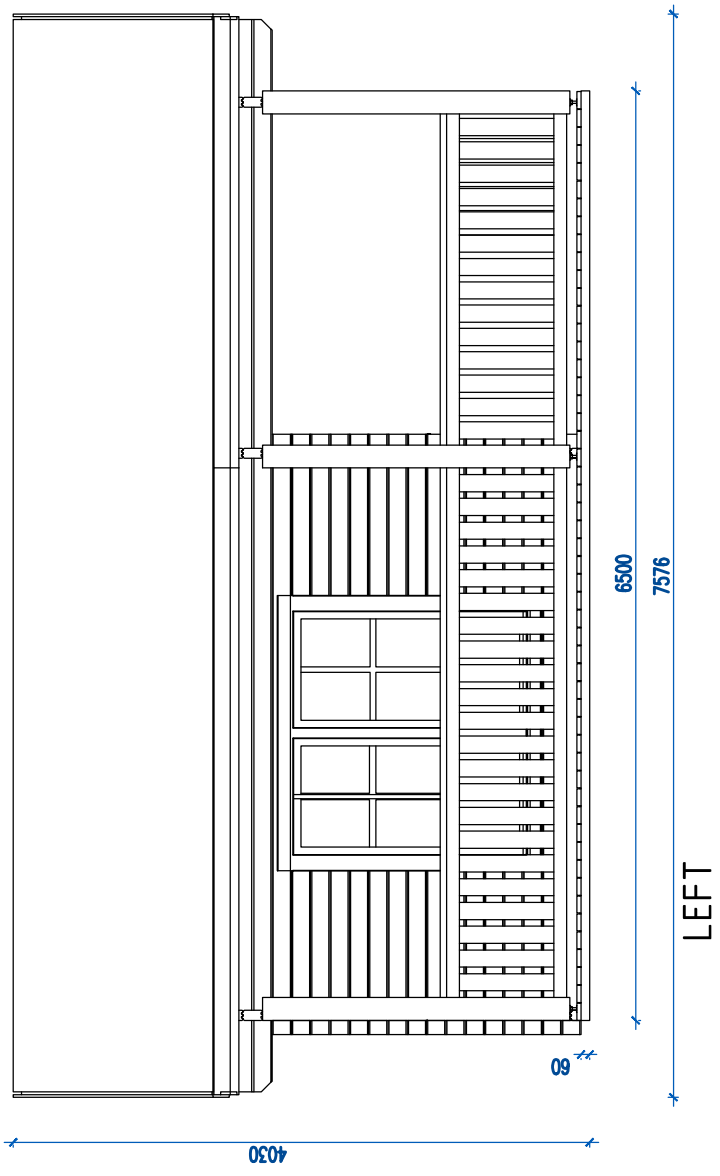
| Pos | SPECIFICATION-STÜCKLISTE-NOMENCLATURE-ELEMENTI-ESPECIFICACIÓN PM70-5242-1 | | Pcs | Profile (mm) | Length (mm) |
|-----------------|------------------------------------------------------------------------------------------------------------------|---------------------------------------------------------------------------------------|-----|---------------------------------------------------------------------------------------|----------------|
| EaE4-1 | Eave edging- Dachrandbrett- Madrier en bordure du toit- Tavola bordo tetto- Tabla de valadizo |  | 2 | 19x70 | 3640 |
| EaE4-2 | Eave edging- Dachrandbrett- Madrier en bordure du toit- Tavola bordo tetto- Tabla de valadizo |  | 2 | 19x70 | 3860 |
| EaE5-1 | Eave edging- Dachrandbrett- Madrier en bordure du toit- Tavola bordo tetto- Tabla de valadizo |  | 2 | 19x95 | 2770 |
| EaE5-2 | Eave edging- Dachrandbrett- Madrier en bordure du toit- Tavola bordo tetto- Tabla de valadizo |  | 2 | 19x95 | 3640 |
| EaE5-3 | Eave edging- Dachrandbrett- Madrier en bordure du toit- Tavola bordo tetto- Tabla de valadizo |  | 2 | 19x95 | 3860 |
| EaE5-4 | Eave edging- Dachrandbrett- Madrier en bordure du toit- Tavola bordo tetto- Tabla de valadizo |  | 2 | 19x95 | 4730 |
| FaB7-1 | Facia board- Giebelblende- Écran frontal- Schermo frontone- Tabla de facia |  | 8 | 19x120 | 4600 |
| FaB8-1 | Facia board- Giebelblende- Écran frontal- Schermo frontone- Tabla de facia |  | 4 | 19x140 | 4600 |
| WB2-1 | Wind brace- Windbrett- Madrier contre le vent- Tavola vento- Tabla contra el viento 19x95 |  | 4 | 19x95 | 4600 |
| StS1 | Stabilizing stick- Stabilisierungsstock- Baton équilibrant- Bastone stabilizzatore- Palo estabilizador |  | 86 | 16x16 | 370 |
| StS2 | Stabilizing stick- Stabilisierungsstock- Baton équilibrant- Bastone stabilizzatore- Palo estabilizador |  | 4 | 16x16 | 300 |
| StS3 | Stabilizing stick- Stabilisierungsstock- Baton équilibrant- Bastone stabilizzatore- Palo estabilizador |  | 1 | 16x16 | 290 |
| Fim | -Fixing kit- Befestigungsset- Moyens de fixation- Materiale di fissaggio- Kit de fijación | | 1 | USE | |
| QLA16 | Adjustment bolt - Senkbolzen - Boulon de réglage - Bullone di regolamento- Perno de ajuste |  | 1 | Pst5 | |
| QLA30 | Adjustment bolt - Senkbolzen - Boulon de réglage - Bullone di regolamento- Perno de ajuste M30 |  | 8 | Pstx | |
| QKRKK 8x80Zn | Bolt -Schloss-schraube -Boulon- Bullone- Perno- 8x80mm KSKR |  | 40 | Rai6, 4, 10, 11 | |
| QKRKK1 2x200Zn | Bolt -Schloss-schraube -Boulon- Bullone- Perno- 12x200mm KSKR |  | 8 | Rai2 | |
| QKRKK1 2x240Zn | Bolt -Schloss-schraube -Boulon- Bullone- Perno- 12x240mm KSKR |  | 32 | Pstx + Raix | |
| QPOKK1 2x180Zn | Bolt -Schloss-schraube -Boulon- Bullone- Perno- M12x180mm KSP0 |  | 4 |  | |
| QPOKK1 2x70Zn | Bolt -Schloss-schraube -Boulon- Bullone- Perno- M12x70mm KSP0 |  | 24 |  | |
| QKA85 | Covering cap - Abdeckkappe - Couvercle - Copertura- Cubierta |  | 4 | 002; 021; 040; 059 | |
| QKA30 | Hole plug- Abdeckkappe- Cache-vis- Tappi in legno- Embellecedor- QKA30 |  | 40 | Pstx | |
| QNU40x 40x495 | Joining detail- Verbindungsteil- Détail de connection- Dettaglio di collegamento- Detalle de junta- QNU40x40x495 |  | 16 | RoR1 | |
| QNU40x4 0x100Zn | L-iron- Winkel- Angle -Angolo- Angulo 40x40x100 |  | 30 | RoR1 +RoR2 | |
| QNU40x 40x40Zn | L-iron- Winkel- Angle -Angolo- Angulo 40x40x40 |  | 13 | ARx | |



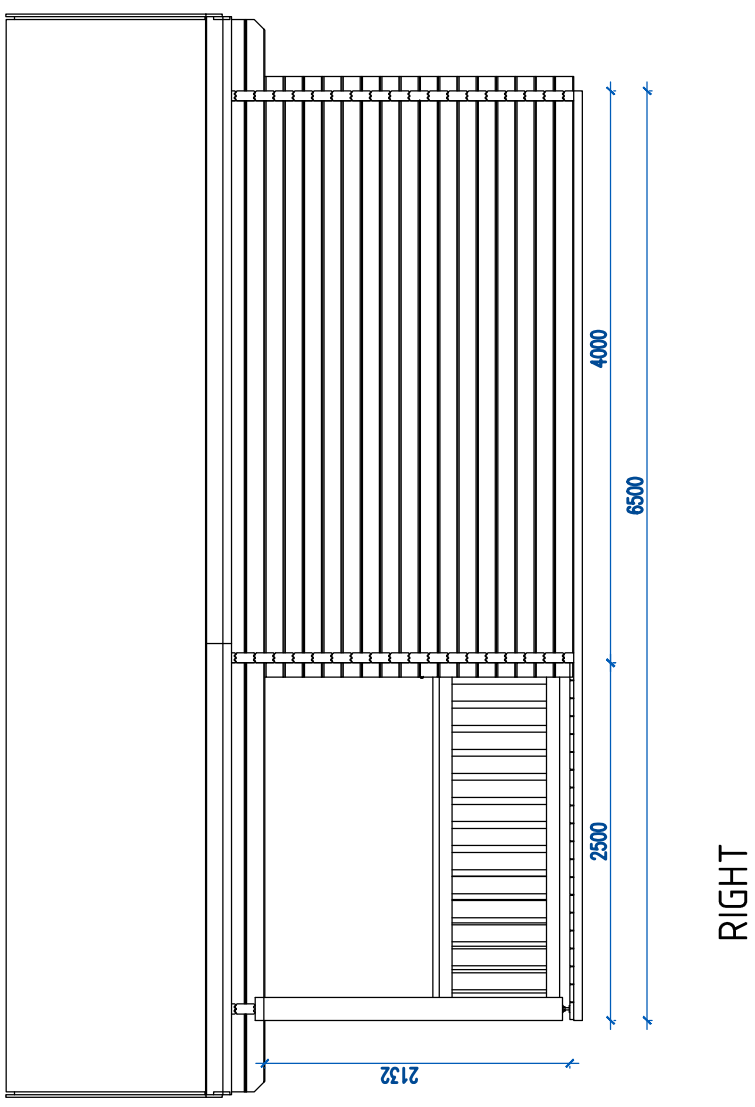
| Pos | SPECIFICATION-STÜCKLISTE-NOMENCLATURE-ELEMENTI-ESPECIFICACIÓN PM70-5242-1 | Pcs | Profile (mm) | Length (mm) |
|---------------------------|---------------------------------------------------------------------------------|---------------------------------------------------------------------------------------|-----------------|---------------------------------------------------------------------------------------|
| QNA1 4x40Me | Nail- Nagel- Clou- Chiodo- Clavo- 1.4x40mm |  | 80 | FIB3-1 |
| QNA3 x70Zn | Nail- Nagel- Clou- Chiodo- Clavo- 3x70mm |  | 2400 | FB3-1; RB2-x |
| QMUk K10Zn | Nut- Schraubenmutter- Écrou- Dado- Tuerca- M10mm |  | 4 | 036; 062 |
| QMUk K12Zn | Nut- Schraubenmutter- Écrou- Dado- Tuerca- M12mm |  | 30 |  |
| QSL21 0x130 x40x2.0 | Rafter slider- Schieber- Lugeur- Scivolo- Corredera |  | 50 | RoR1 |
| QKRPP 4_2x6 5HATX | Screw- Schraube- Vis- Vite- Tornillo- 4.2x65mm |  | 1200 | TB2-x |
| QKRPP4 _5x50Zn | Screw- Schraube- Vis- Vite- Tornillo- 4.5x50mm |  | 400 | EaE; FaB; WB; ... |
| QKRPP4 _5x70Zn | Screw- Schraube- Vis- Vite- Tornillo- 4.5x70mm |  | 20 | 001; 019; 020 |
| QKRYP5 x40ZnTX | Screw- Schraube- Vis- Vite- Tornillo- 5x40mm |  | 1100 |  |
| QKRPP 5x90Zn | Screw- Schraube- Vis- Vite- Tornillo- 5x90mm |  | 4 | Pst5 |
| QKRPP6 x120Zn | Screw- Schraube- Vis- Vite- Tornillo- 6x120mm |  | 30 | Pstx |
| QKRPP6 x150Zn | Screw- Schraube- Vis- Vite- Tornillo- 6x150mm |  | 60 | 038; 056; 064 |
| QKRPP6 x180Zn | Screw- Schraube- Vis- Vite- Tornillo- 6x180mm |  | 33 | ARx |
| QSE10 x30Zn | Washer- Dichtscheibe- Joint- Rondella- Arandela- 10x30mm |  | 4 |  |
| QSE12 x35Zn | Washer- Dichtscheibe- Joint- Rondella- Arandela- 12x37mm |  | 100 |  |
| QSE50 x50Zn | Washer- Dichtscheibe- Joint- Rondella- Arandela- 50x50x4mm EM NKS40504 |  | 4 | 002; 021; 040; 059 |
| QVS8 x15Zn | Washer- Dichtscheibe- Joint- Rondella- Arandela- Vedruseib8x15mm |  | 40 |  |
| KL1 | Threaded rod- Gewindestangen- Barre fileté- Asta filettata- Varilla roscada M10 |  | 8 | 2000 |
| KL2 | Threaded rod- Gewindestangen- Barre fileté- Asta filettata- Varilla roscada M10 |  | 2 | 1350 |
| KL3 | Threaded rod- Gewindestangen- Barre fileté- Asta filettata- Varilla roscada M10 |  | 1 | 1290 |
| KL4 | Threaded rod- Gewindestangen- Barre fileté- Asta filettata- Varilla roscada M10 |  | 1 | 1140 |
| KL5 | Threaded rod- Gewindestangen- Barre fileté- Asta filettata- Varilla roscada M10 |  | 2 | 690 |
| KL6 | Threaded rod- Gewindestangen- Barre fileté- Asta filettata- Varilla roscada M10 |  | 1 | 555 |
| KL7 | Threaded rod- Gewindestangen- Barre fileté- Asta filettata- Varilla roscada M10 |  | 1 | 380 |
| KL8 | Threaded rod- Gewindestangen- Barre fileté- Asta filettata- Varilla roscada M10 |  | 4 | 330 |



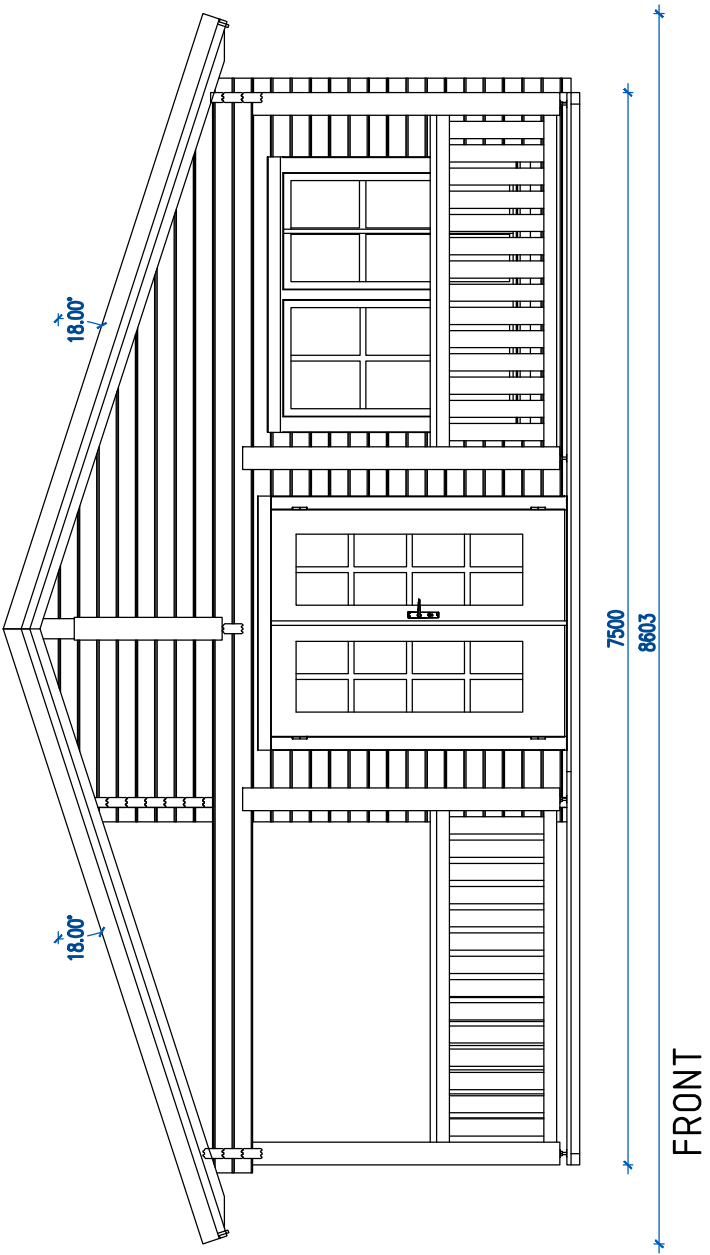
T02425



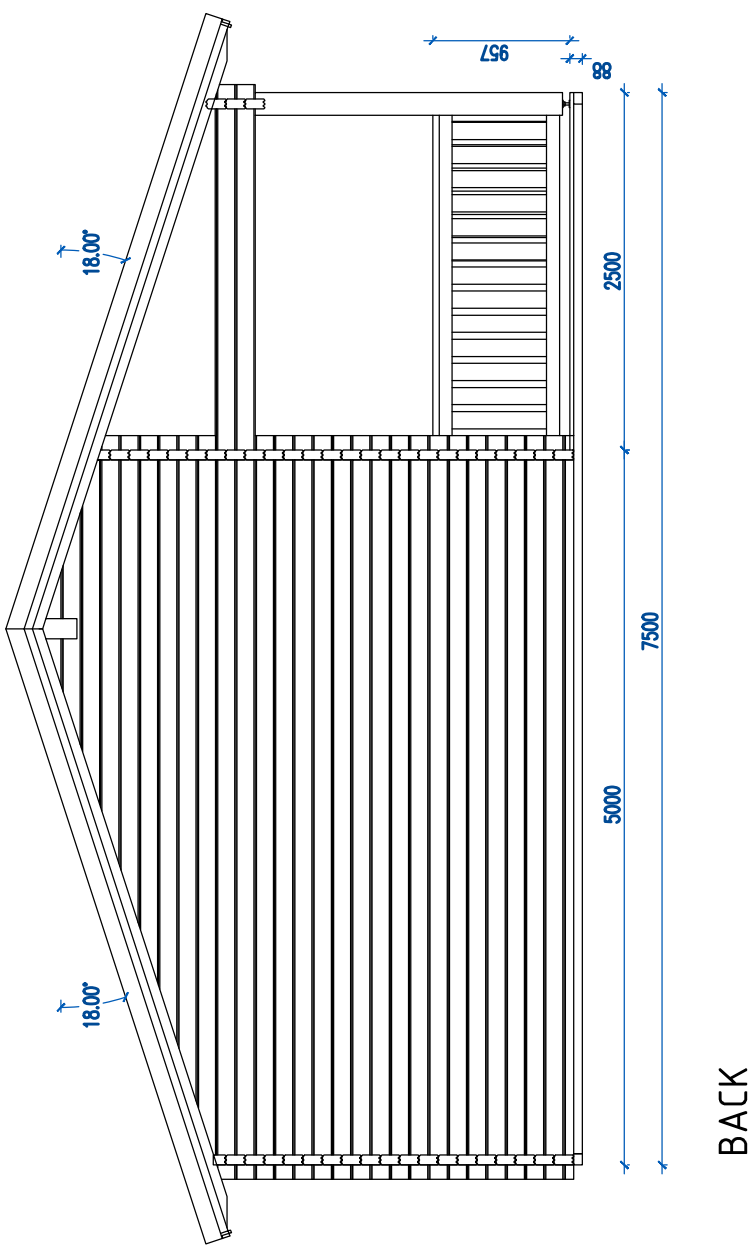
LEFT



RIGHT



FRONT



BACK