

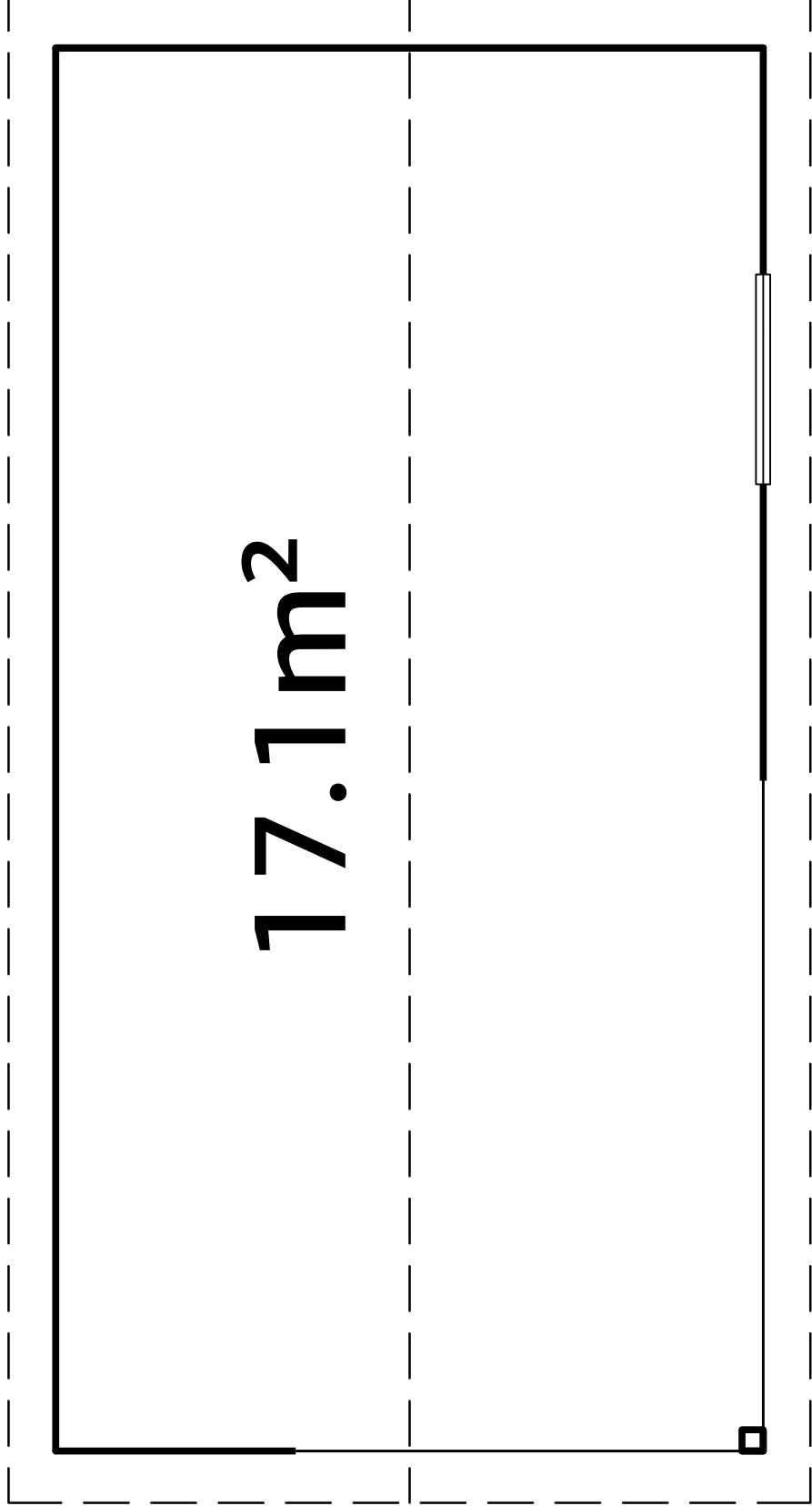
595







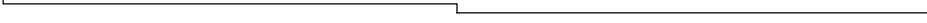


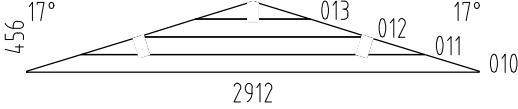
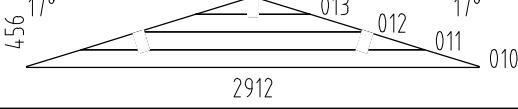




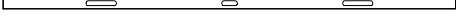


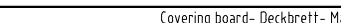





17.1m²

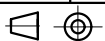
340













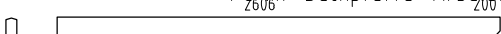
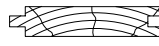


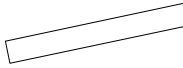







300

639






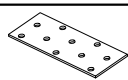
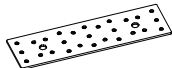
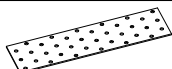










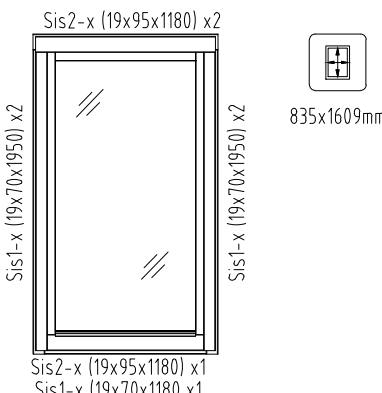


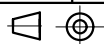
Pos	SPECIFICATION-STÜCKLISTE-NOMENCLATURE-ELEMENTI-ESPECIFICACIÓN FR44-6030-6	Pcs	Profile (mm)	Length (mm)
001		20	44x114	5950
002		2	44x120	3225
003		2	44x120	3225
004		1	44x114	3030
005		16	44x114	1044
006		33	44x114	920
007		1	44x114	5950
008		1	44x114	2912
009		22	44x114	2912
WA-1		1		
WB-1		1		
AR1	Foundation- Fundament- Fondation- Fondazione- Vigas de cimentación 	2	70x45	2850
AR2	Foundation- Fundament- Fondation- Fondazione- Vigas de cimentación 	2	70x45	2190
AR3	Foundation- Fundament- Fondation- Fondazione- Vigas de cimentación 	8	70x45	3750
AR4	Foundation- Fundament- Fondation- Fondazione- Vigas de cimentación 	6	70x45	2050
BM1	Beam- Balken- Poutre- Trave- Viga 	1	140x70	2912
CoB1	Covering board- Deckbrett- Madrier de couverture- Tavola di copertura- Listón de cubierta 	5	95x19	2265
CoB2	Covering board- Deckbrett- Madrier de couverture- Tavola di copertura- Listón de cubierta 	1	70x19	2165
CoB3	Covering board- Deckbrett- Madrier de couverture- Tavola di copertura- Listón de cubierta 	3	95x19	2165
CoB4	Covering board- Deckbrett- Madrier de couverture- Tavola di copertura- Listón de cubierta 	1	70x19	2265
Pst1	Post- Pfosten- Poteau- Montante- Poste 	1	120x120	2280
Pst2	Post- Pfosten- Poteau- Montante- Poste 	3	70x70	2280
Pst3	Post- Pfosten- Poteau- Montante- Poste 	2	90x90	2280
Pst4	Post- Pfosten- Poteau- Montante- Poste 	1	140x70	415



Pos	SPECIFICATION-STÜCKLISTE-NOMENCLATURE-ELEMENTI-ESPECIFICACIÓN FR44-6030-6	Pcs	Profile (mm)	Length (mm)
Pst5	 Post- Pfosten- Poteau- Montante- Poste	4	70x28	400
RoR1	 Rafter- Sparre- Chevron- Trave- Cabrio	2	140x70	1039
Sis1	 Side slat- Randleiste- Baguette en bordure- Listón de borde- Listello bordo	2	70x19	1960
Sis2	 Side slat- Randleiste- Baguette en bordure- Listón de borde- Listello bordo	4	95x19	1960
Sis3	 Side slat- Randleiste- Baguette en bordure- Listón de borde- Listello bordo	2	19x19	2025
Sis4	 Side slat- Randleiste- Baguette en bordure- Listón de borde- Listello bordo	2	120x19	2960
Sis5	 Side slat- Randleiste- Baguette en bordure- Listón de borde- Listello bordo	2	120x19	2050
Sla1	 Slat- Leiste- Baguette- Listello- Listón	2	28x45	1990
Sla2	 Slat- Leiste- Baguette- Listello- Listón	2	28x45	1819
PR1	 Purlin- Dachpfette- Arbalétrier- Arcareccio- Correa 200 3236	2	70x140	3500
PR2	 Purlin- Dachpfette- Arbalétrier- Arcareccio- Correa 2606 206	2	70x140	2850
PR3	 Purlin- Dachpfette- Arbalétrier- Arcareccio- Correa 200 3236	1	70x140	3500
PR4	 Purlin- Dachpfette- Arbalétrier- Arcareccio- Correa 2606 206	1	70x140	2850
FB2-1	Floor board- Fussbodenbrett- Madrier du plancher - Tavola pavimento- Tabla de suelo 	66	89x19	2906
RB2-1	Roof board- Dachbrett- Madrier du toit- Tavola tetto- Tabla de tejado 	144	89x19	1750
Dia-1	Diamond- Deckbrett- Madrier- Tavola di copertura- Rombo 	2	19x140	300
EaE5-1	Eave edging- Dachrandbrett- Madrier en bordure du toit- Tavola bordo tetto- Tabla de valadizo 	4	19x95	3175
FaB7-1	Facia board- Giebelblende- Écran frontal- Schermo frontone- Tabla de facia 	4	19x120	1790
FIB2-1	Floor beading- Fussbodenleiste- Baguette du plancher- Listello pavimento- Listón de suelo 	8	19x19	1960
RE2-1	Roof edge reinforcement- Dachrandleiste- Baguette en bordure du toit- Rinforzo bordo tetto- Refuerzo borde tejado 	2	32x40	3070
RE2-2	Roof edge reinforcement- Dachrandleiste- Baguette en bordure du toit- Rinforzo bordo tetto- Refuerzo borde tejado 	2	32x40	3280
Sis1-1	Side slat- Randleiste- Baguette en bordure- Listón de borde- Listello bordo 	1	19x70	1100
Sis1-2	Side slat- Randleiste- Baguette en bordure- Listón de borde- Listello bordo 	4	19x70	1950
Sis2-1	Side slat- Randleiste- Baguette en bordure- Listón de borde- Listello bordo 	3	19x95	1250
WB1-1	Wind brace- Windbrett- Madrier contre le vent- Tavola vento- Tabla contra el viento 	4	16x45	1790



Pos	SPECIFICATION-STÜCKLISTE-NOMENCLATURE-ELEMENTI-ESPECIFICACIÓN FR44-6030-6	Pcs	Profile (mm)	Length (mm)
Fim	-Fixing kit- Befestigungsset- Moyens de fixation- Materiale di fissaggio- Kit de fijación	1		
QPOYP8 x110Zn	Bolt -Schloss-schraube -Boulon- Bullone- Perno- M8x110mm PUP0 	8		
QPOKK 8x80Zn	Bolt -Schloss-schraube -Boulon- Bullone- Perno- M8x80mm KSP0 	6		
QNU70x 70x55Zn	L-iron- Winkel- Angle -Angolo- Angulo 70x70x55 EM71304 	6		
QNA1 4x40Me	Nail- Nagel- Clou- Chiodo- Clavo- 1.4x40mm 	60		
QNA2 2x50Zn	Nail- Nagel- Clou- Chiodo- Clavo- 2.5x50mm 	1000		
QNP80 x40Zn	Nailing plate- Nagelplatte- Connecteur métallique- Piastra connettore- Placa del clavo 80x40x2 	8		
QNP19 5x55Zn	Nailing plate- Nagelplatte- Connecteur métallique- Piastra connettore- Placa del clavo 195x55x2.5 	6		
QNP60 x240Zn	Nailing plate- Nagelplatte- Connecteur métallique- Piastra connettore- Placa del clavo 240x60x2 	4		
QMUk K8Zn	Nut- Schraubenmutter- Écrou- Dado- Tuerca- M8mm 	14		
QKRPP3 _5x40Zn	Screw- Schraube- Vis- Vite- Tornillo- 3.5x40mm 	4		
QKRPP4 _5x50Zn	Screw- Schraube- Vis- Vite- Tornillo- 4.5x50mm 	250		
QKRPP4 _5x60Zn	Screw- Schraube- Vis- Vite- Tornillo- 4.5x60mm 	200		
QKRYP 5x40Zn	Screw- Schraube- Vis- Vite- Tornillo- 5x40mm ZnY 	200		
QKRPP 5x90Zn	Screw- Schraube- Vis- Vite- Tornillo- 5x90mm 	380		
QKRPP6 x120Zn	Screw- Schraube- Vis- Vite- Tornillo- 6x120mm 	20		
QKRPP6 x150Zn	Screw- Schraube- Vis- Vite- Tornillo- 6x150mm 	18		
QKRPP6 x180Zn	Screw- Schraube- Vis- Vite- Tornillo- 6x180mm 	250		
QSE8 x20Zn	Washer- Dichtscheibe- Joint- Rondella- Arandela- 8x20mm 	14		
A44-115	Window - Fenster - Fenetre - Finestra-Ventana 1000x1780 	1		



5940

2190

3750

AR2

AR3

AR3

AR4

AR3

AR4

AR3

AR4

AR1

AR3

AR4

AR3

AR4

AR2

AR3

AR3

AR4

661

556

556

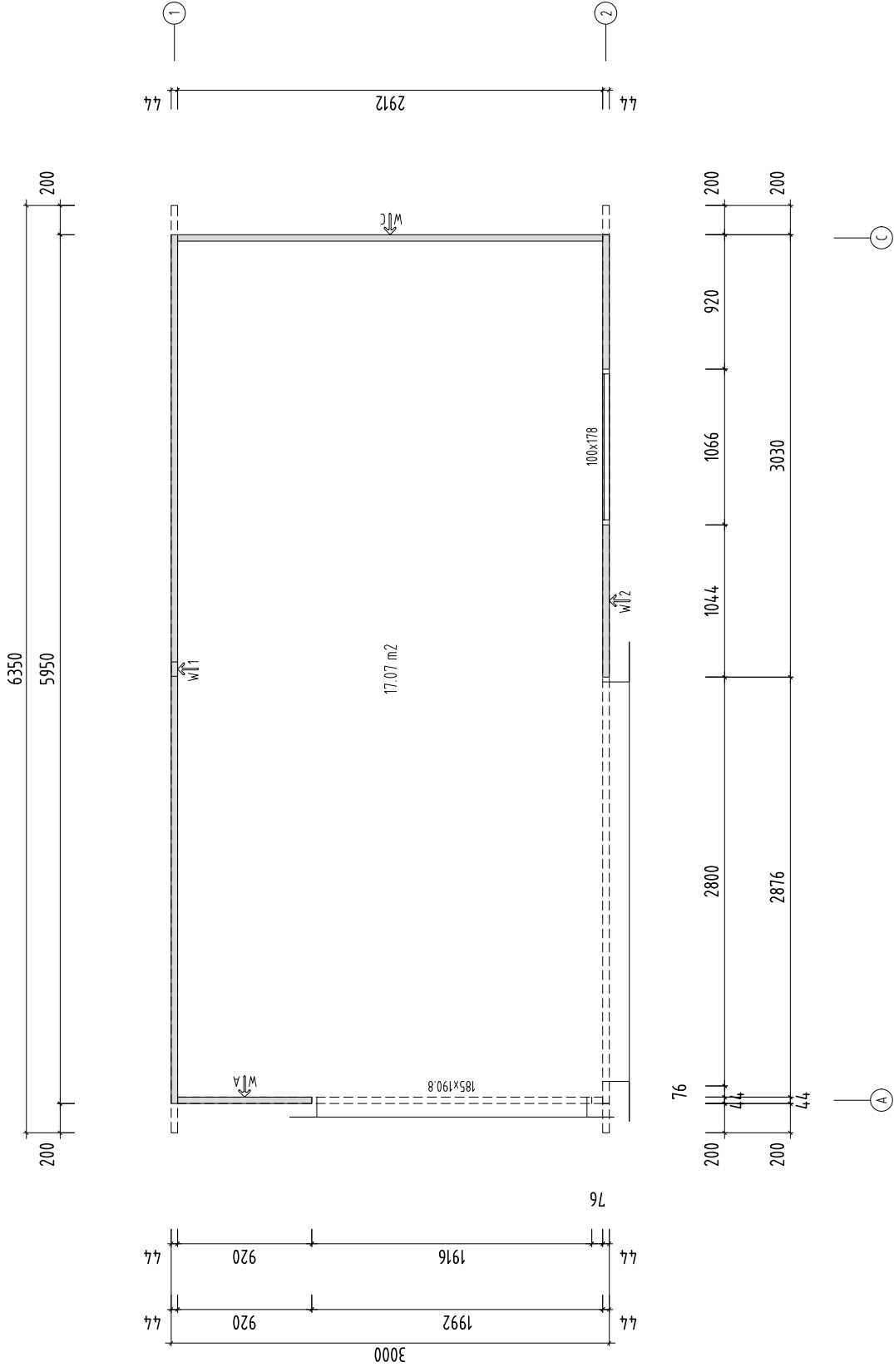
556

661


2990

Foundation- Fundament- Fondazione- Fondazione- Vigas de cimentación

H = 1.700 m
TOTAL: 17.07 m²



6350

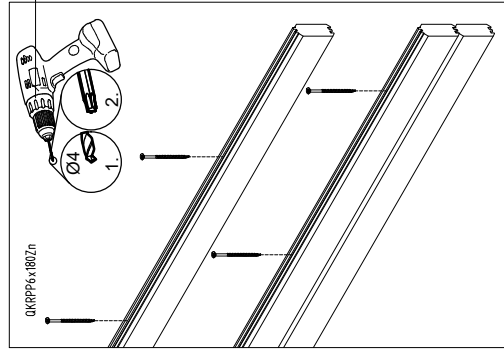
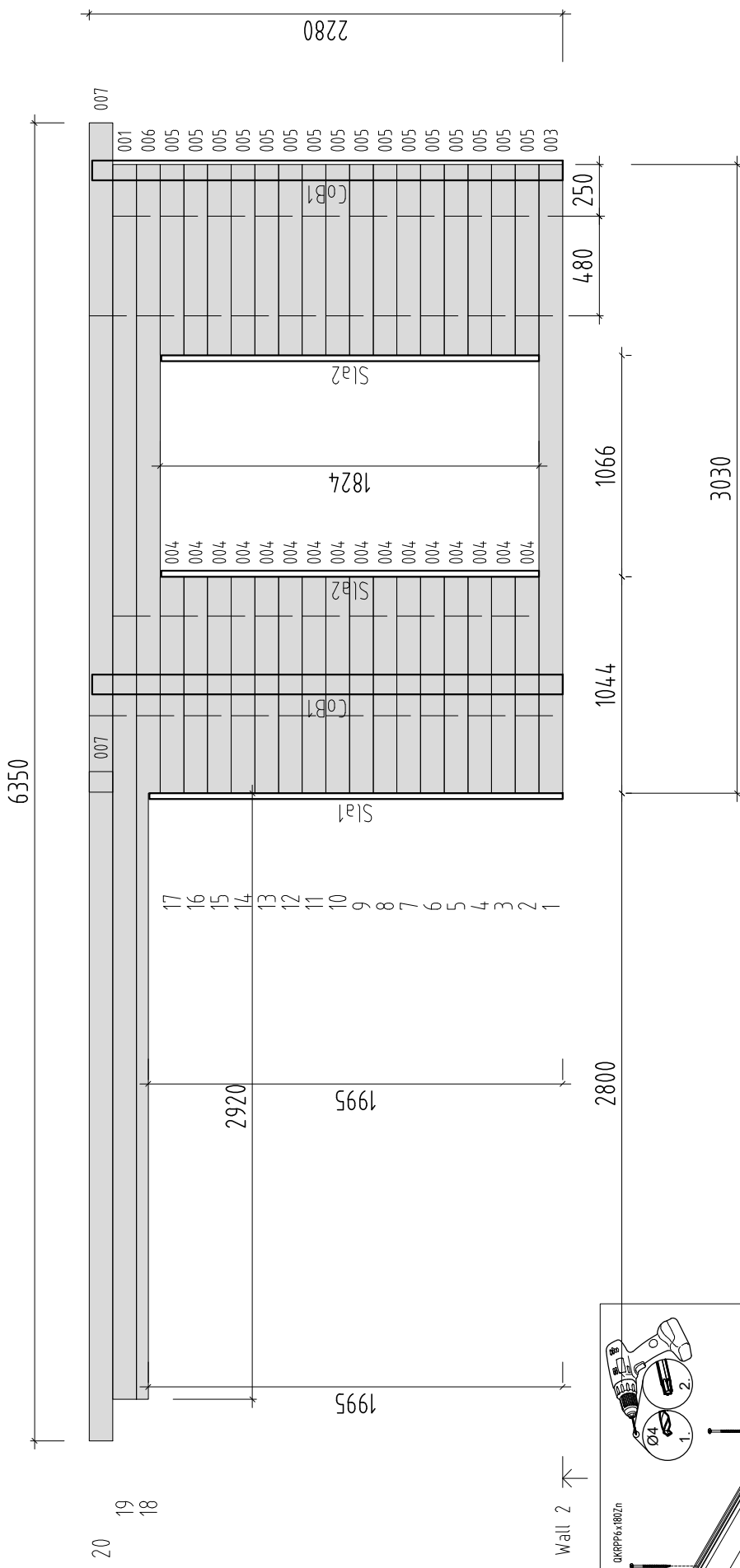


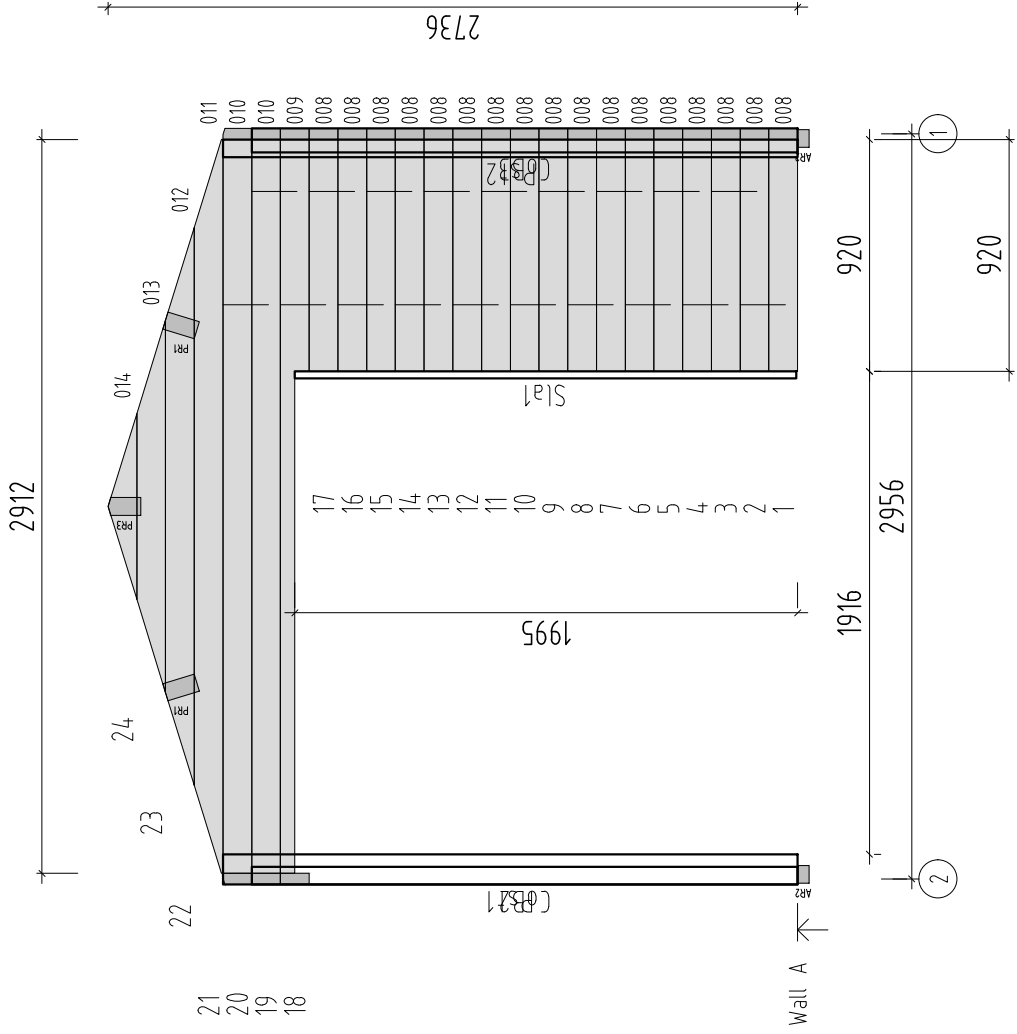
2280

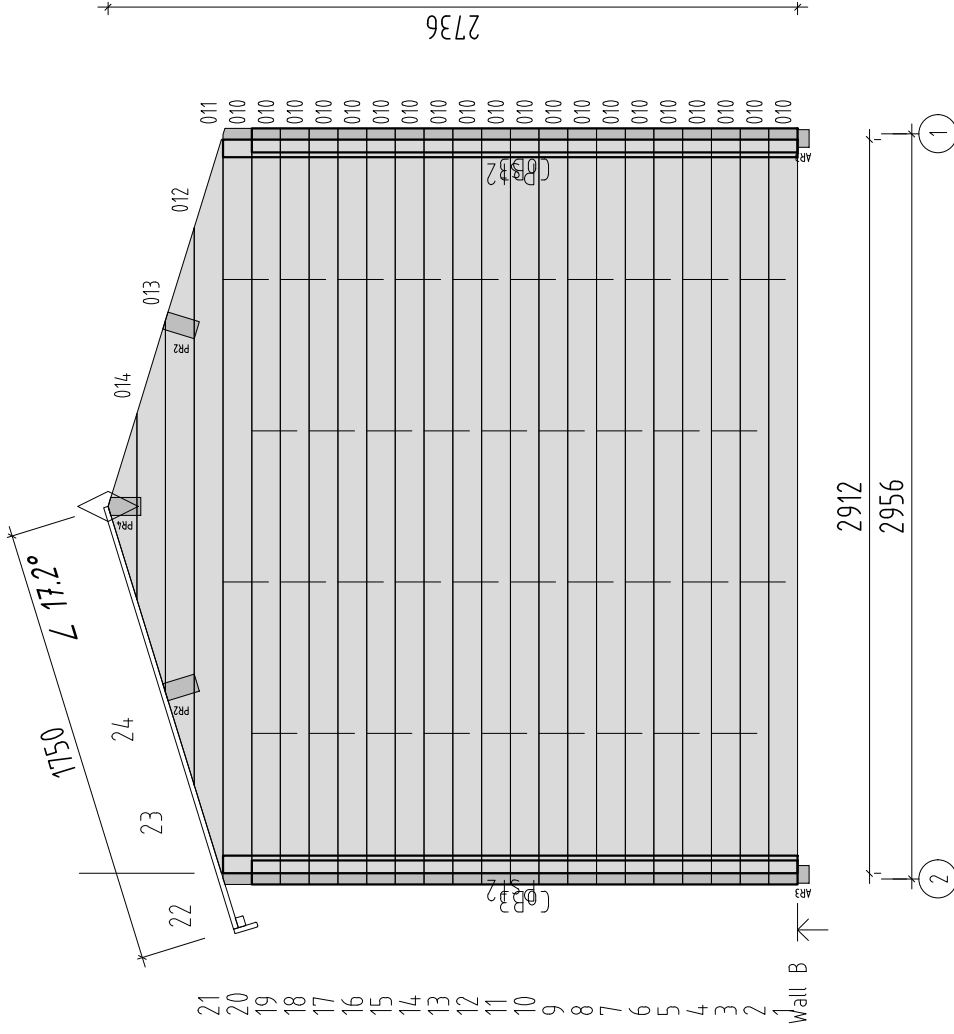
5950

20
19
18
17
16
15
14
13
12
11
10
9
8
7
6
5
4
3
2
1
Wall 1

2280







21
20
19
18
17
16
15
14
13
12
11
10
9
8
7
6
5
4
3
2
1
Wall B

2736

1750
17.2°

22
23
24

014

013

012

011

010

010

010

010

010

010

010

010

010

010

010

010

010

010

010

010

2912

2956

1

2

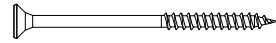
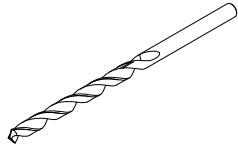
010

010

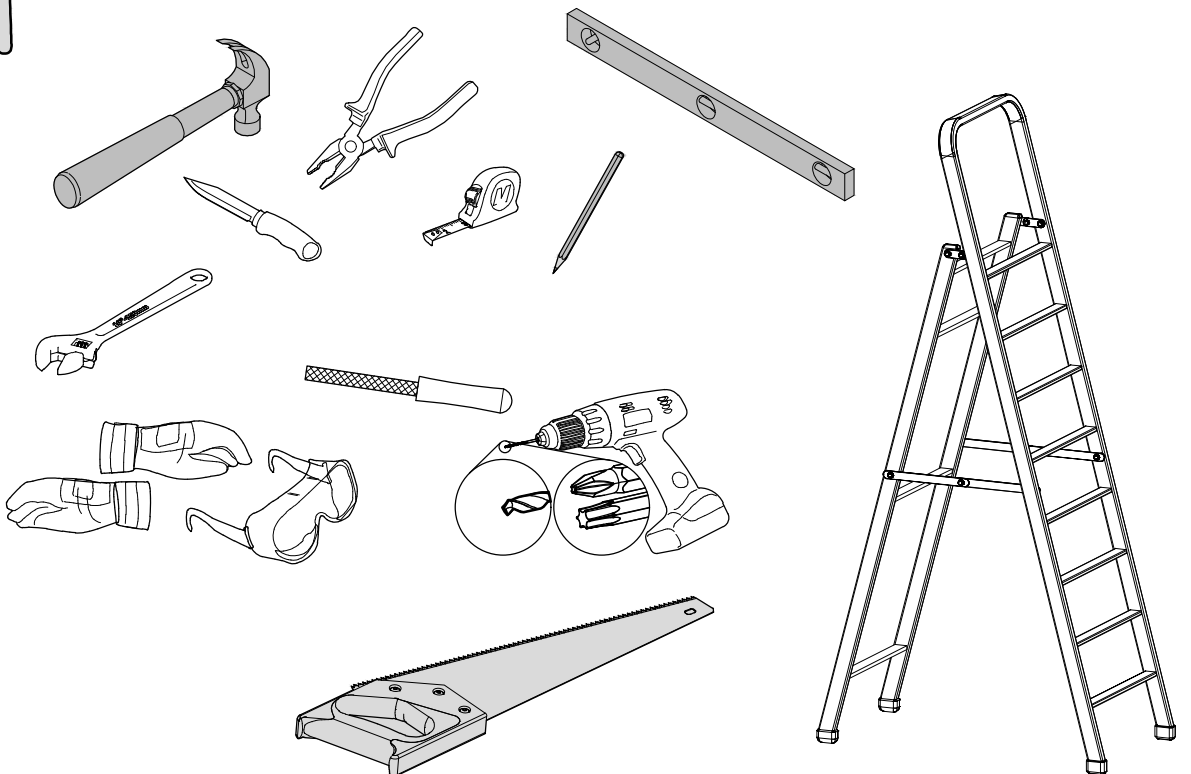
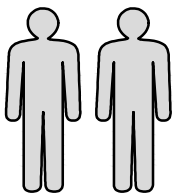
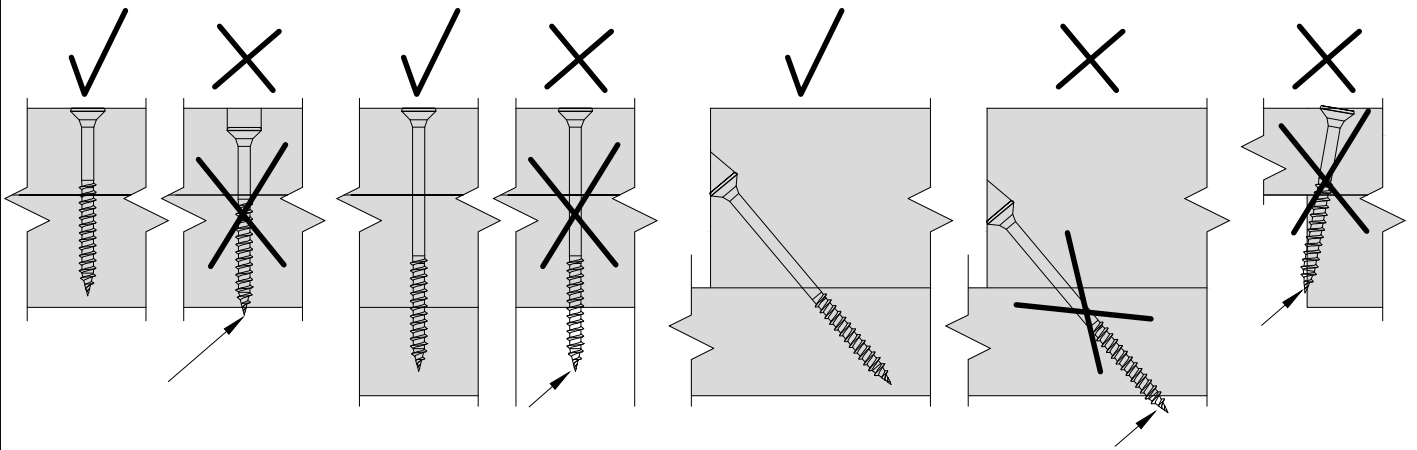
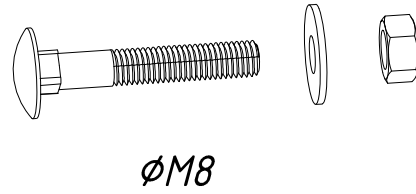
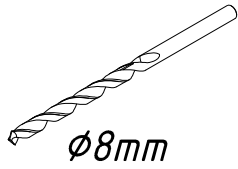
Wall A

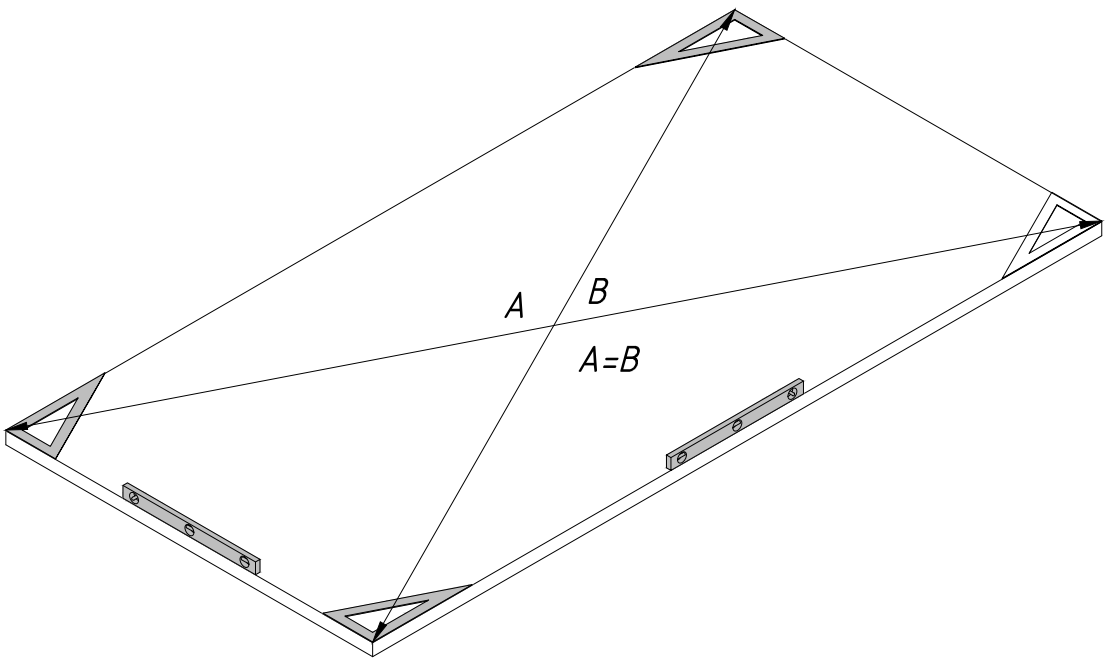
NB!

1.



$\phi 1,5mm$	$\phi 3,0...4,0$
$\phi 2,0mm$	$\phi 4,5$
$\phi 3,0mm$	$\phi 5,0$





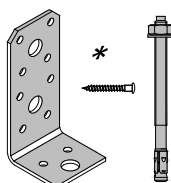
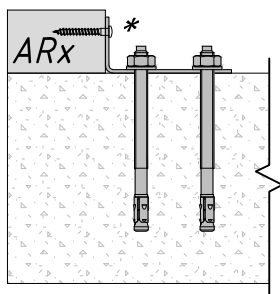
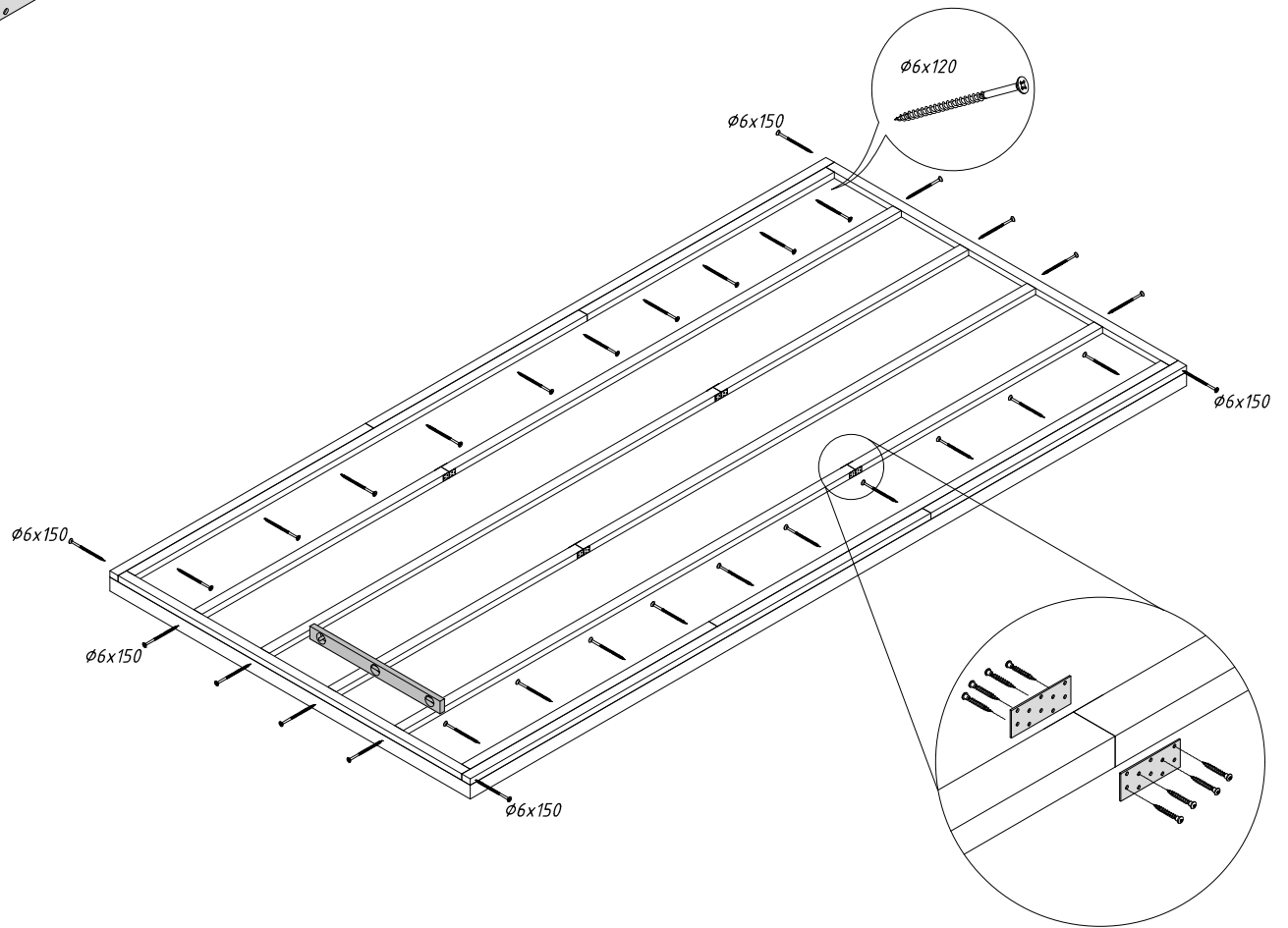
- AR1 x2
- AR2 x1
- AR3 x8
- AR4 x6

- $\phi 6 \times 120$ x20

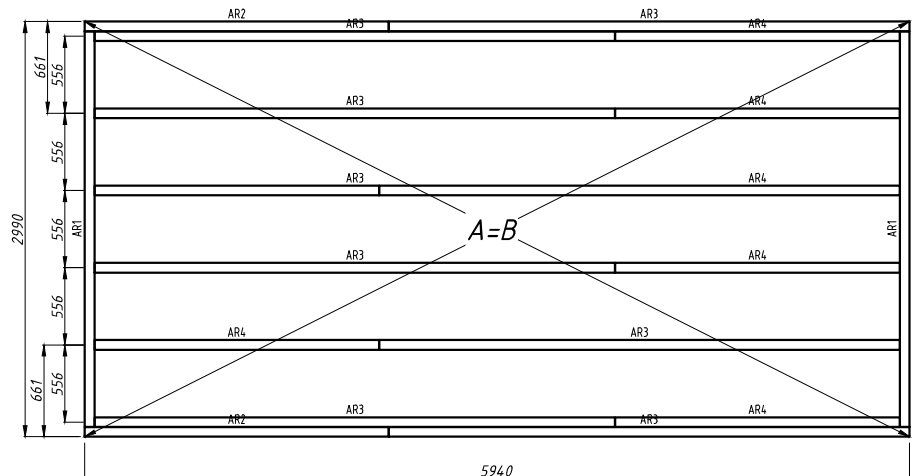
- 6x150 x12




- $\phi 5 \times 40$ x32

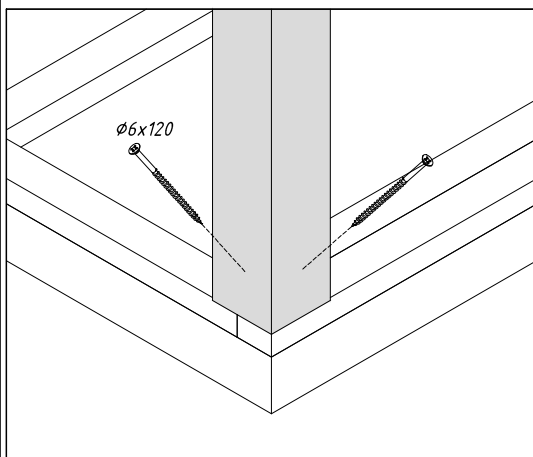
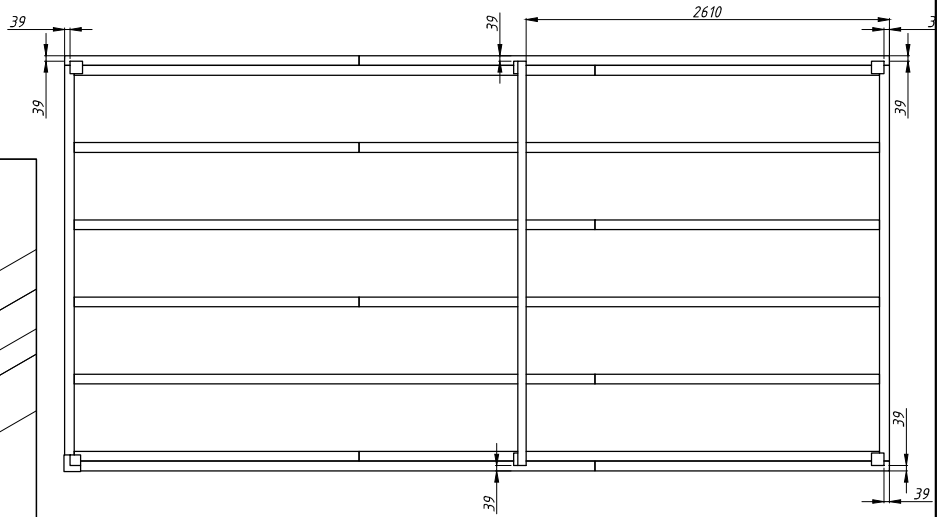
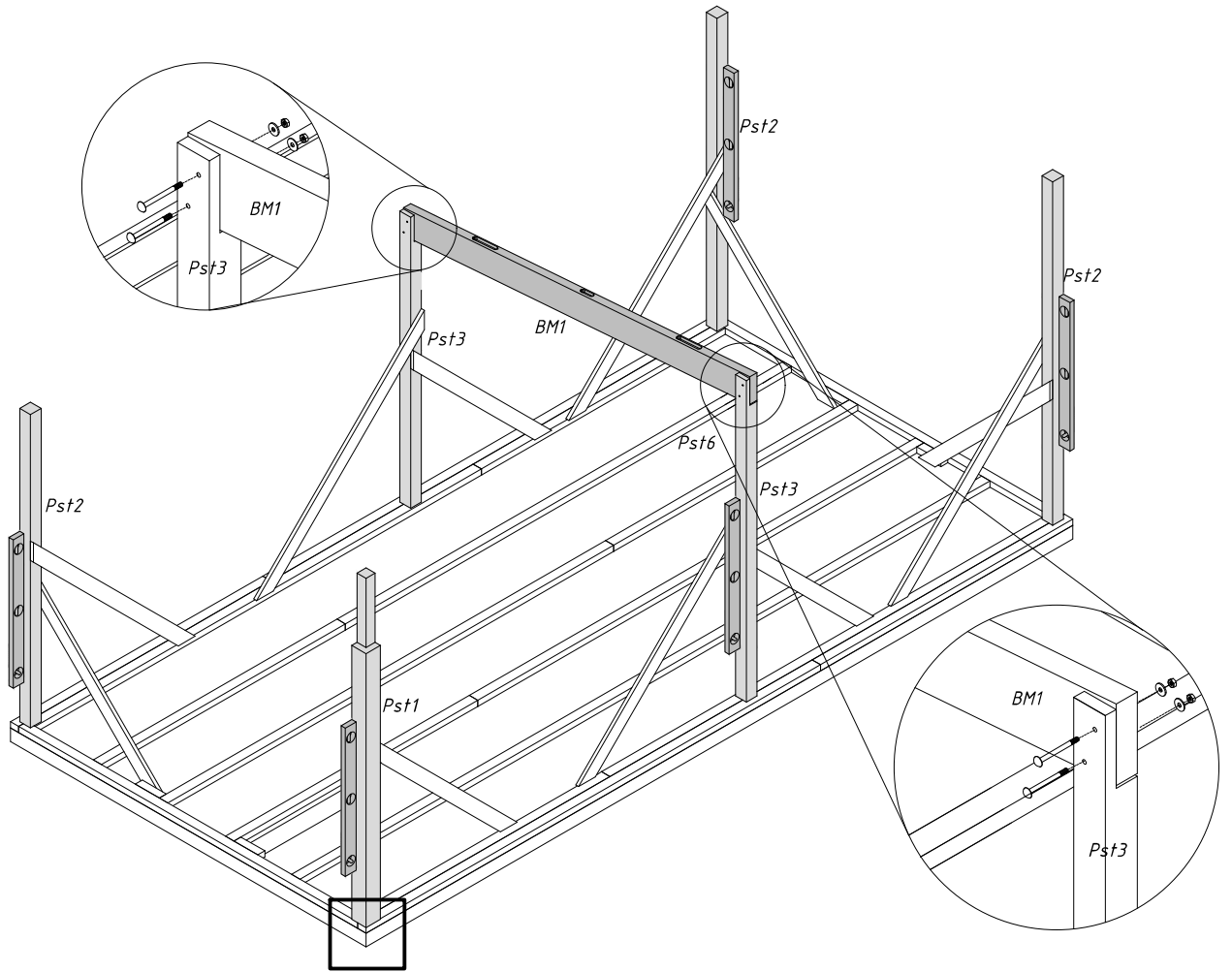
- x8



* Not included.




- | | | | |
|-------------|-----------|---|-----------|
| <i>Pst1</i> | <i>x1</i> |  | <i>x4</i> |
| <i>Pst2</i> | <i>x3</i> |  | |
| <i>Pst3</i> | <i>x2</i> |  | |
| <i>Pst4</i> | <i>x1</i> | | |
| <i>Pst5</i> | <i>x4</i> | | |
| <i>BM1</i> | <i>x1</i> | | |

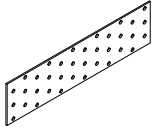



- 001 x3
- 004 x1
- 005 x2
- 006 x5
- 009 x3

$\phi 6 \times 180$ x190 *



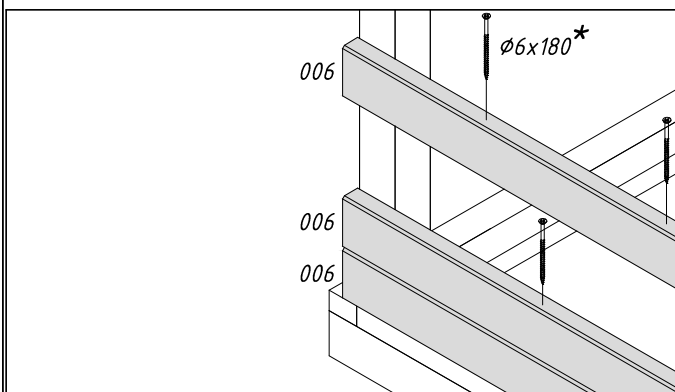
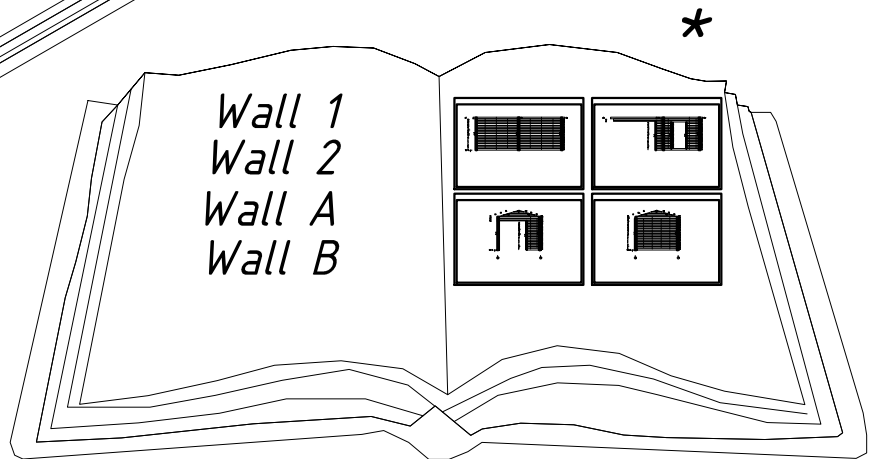
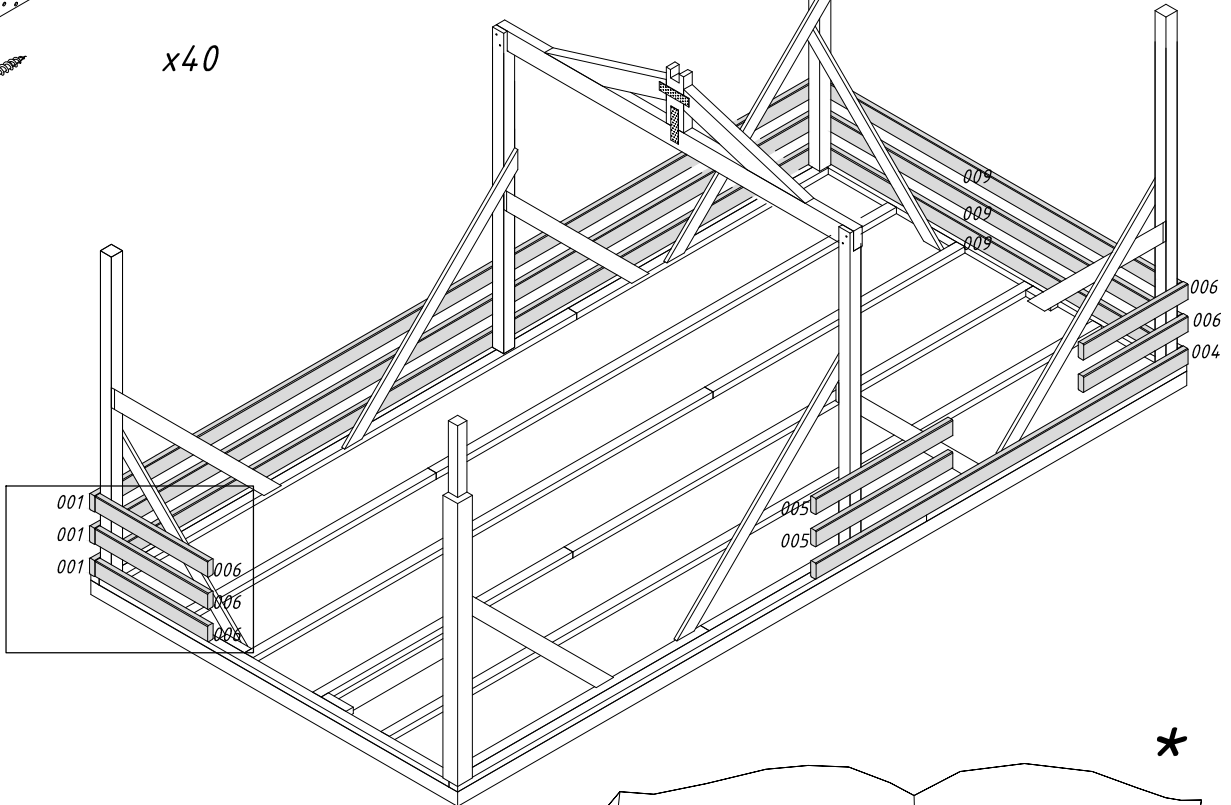
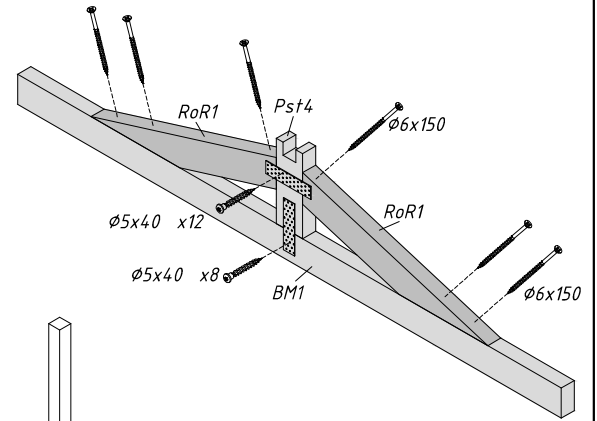
$\phi 6 \times 150$ x6



x4



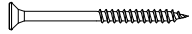
x40



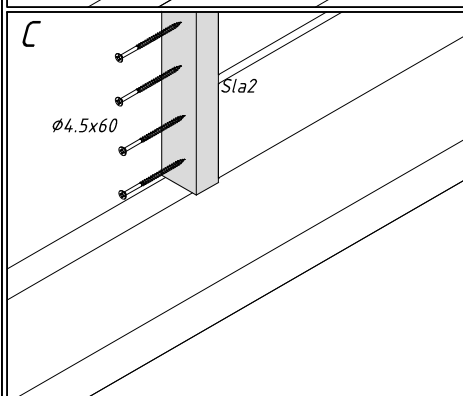
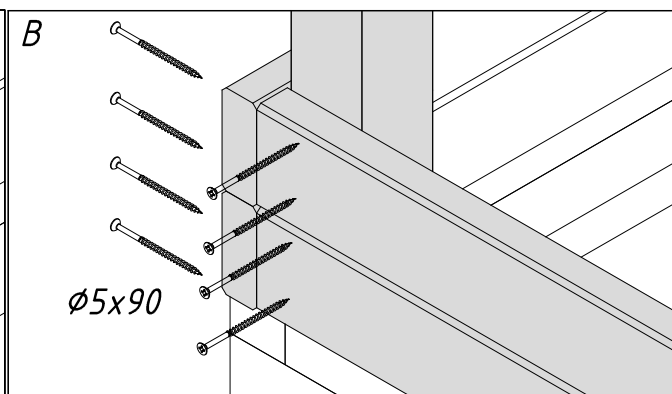
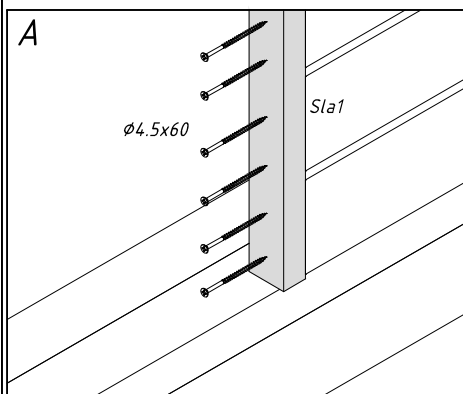
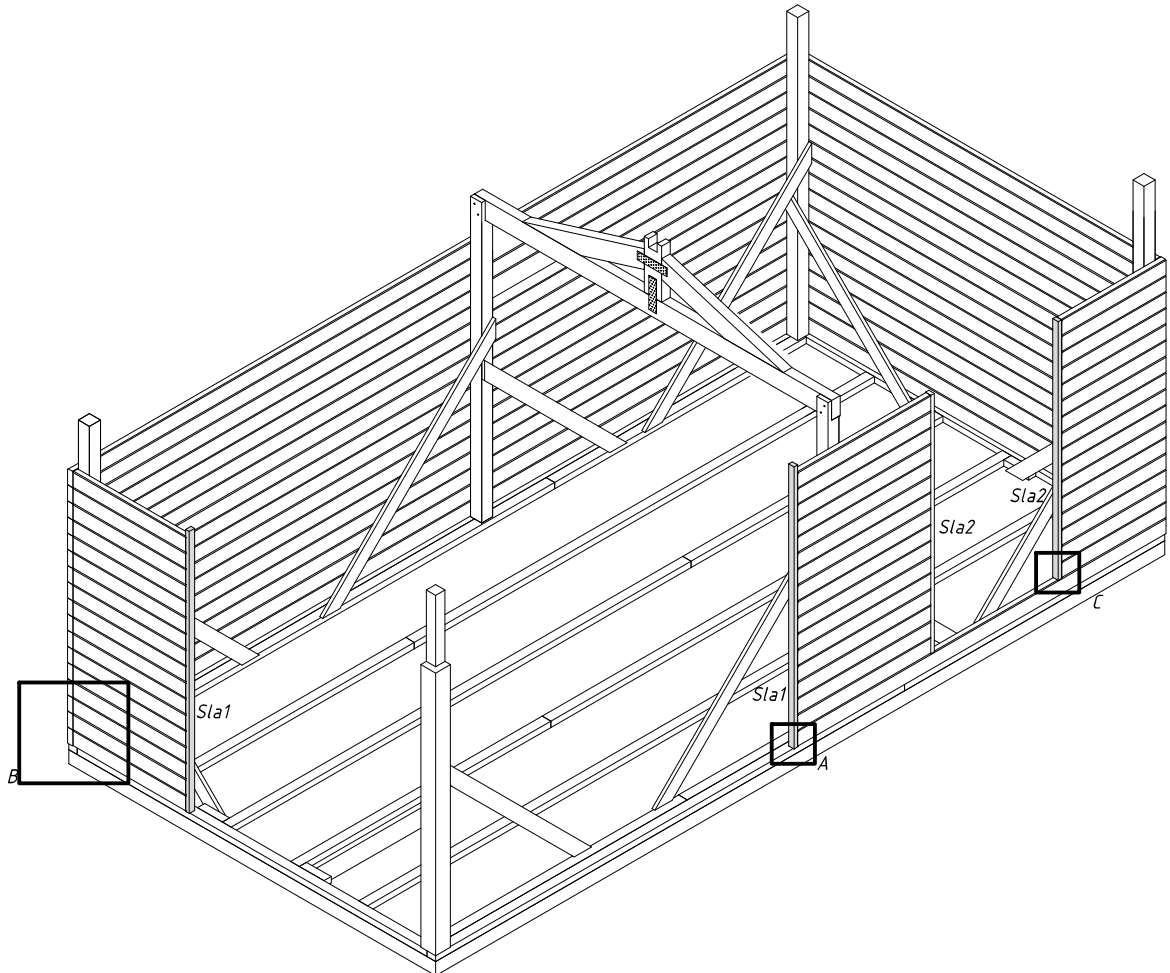
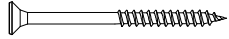
Sla1 x2

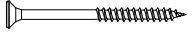
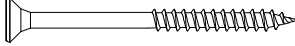
Sla2 x2

$\phi 4.5 \times 60$ x128

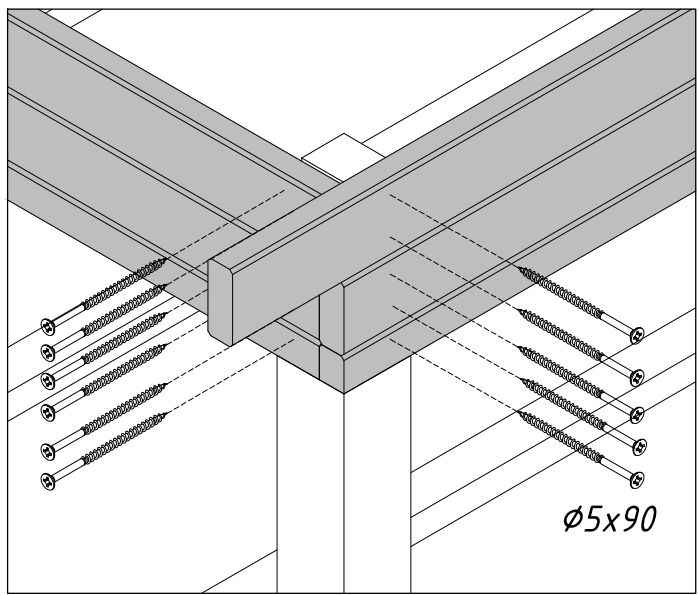
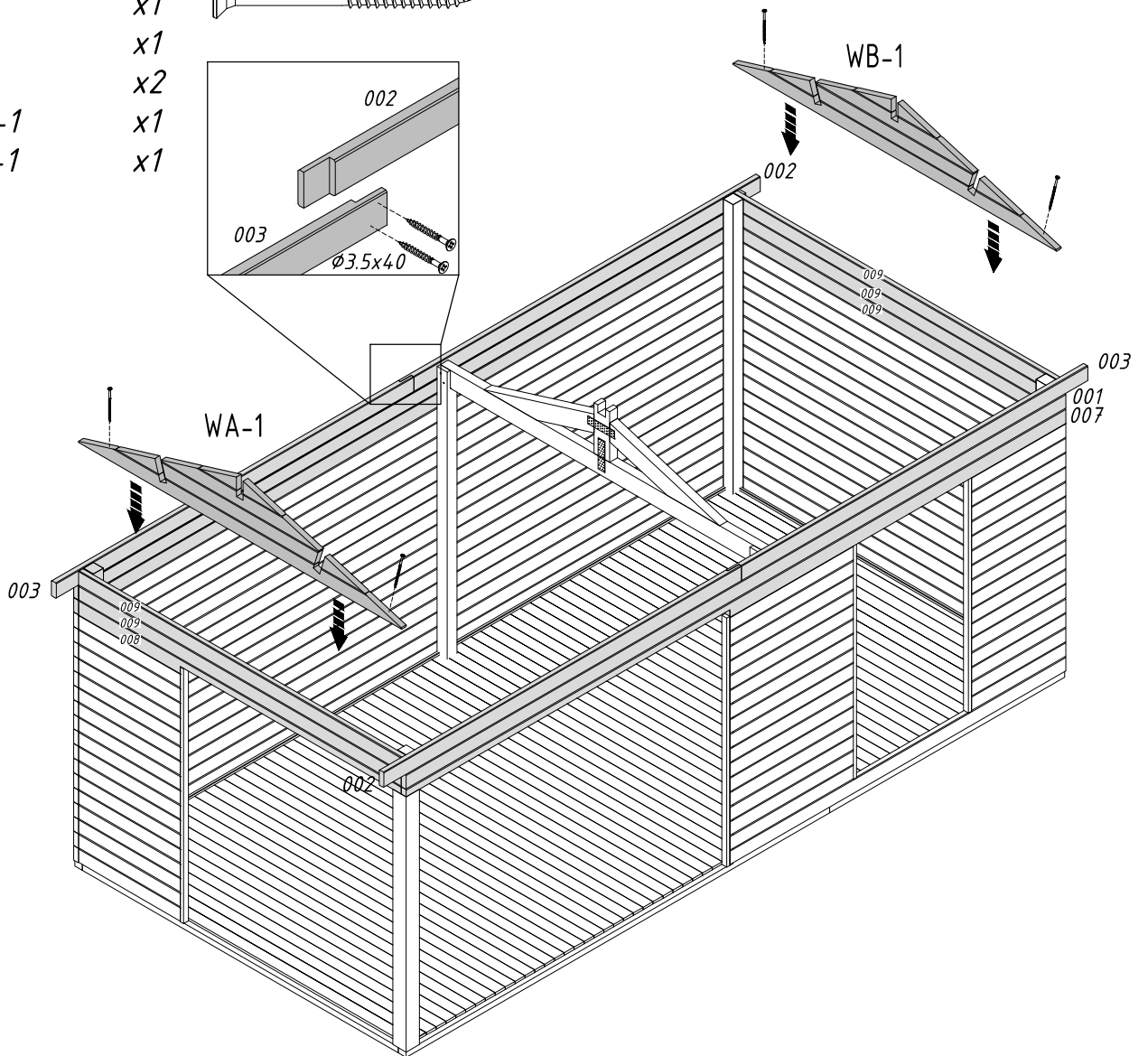
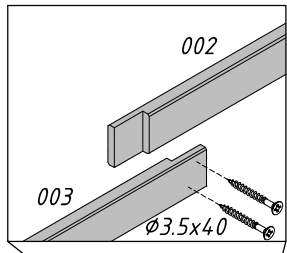


$\phi 5 \times 90$ x272



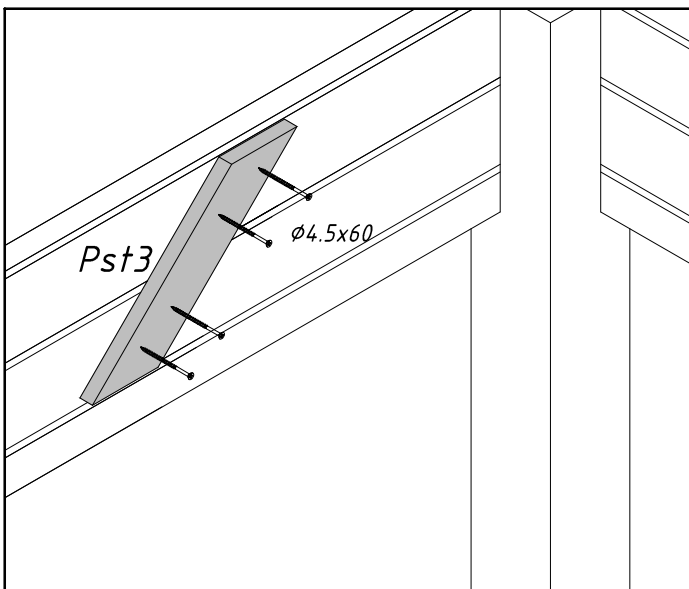
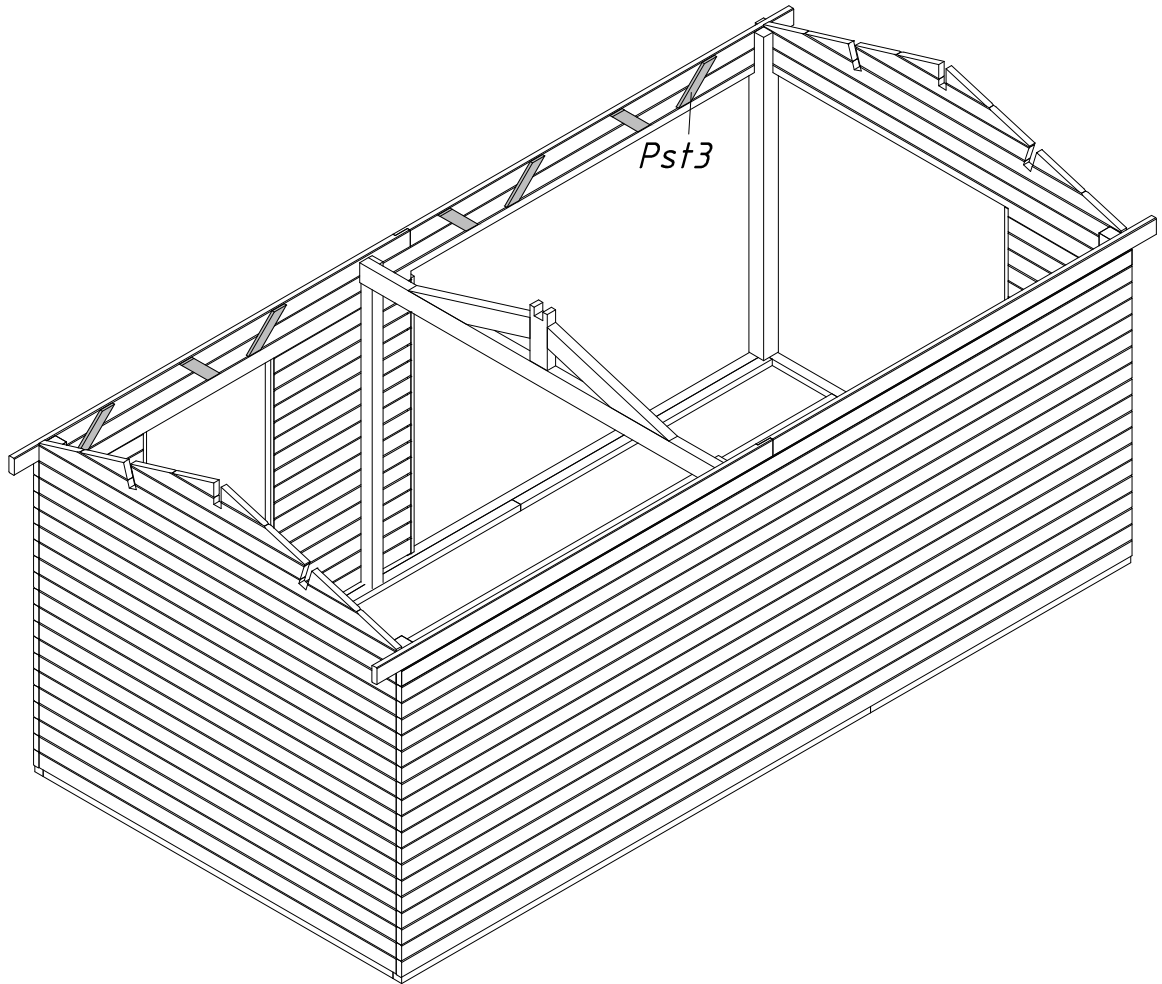
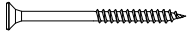
- 001 x1 $\phi 3.5 \times 40$ x4
- 002 x2 
- 003 x2 $\phi 5 \times 90$ x50
- 007 x1 

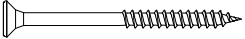
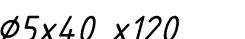
- 008 x1
- 009 x2
- WA-1 x1
- WB-1 x1




Pst3 x4

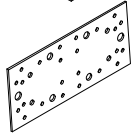
$\phi 4.5 \times 60$ x16

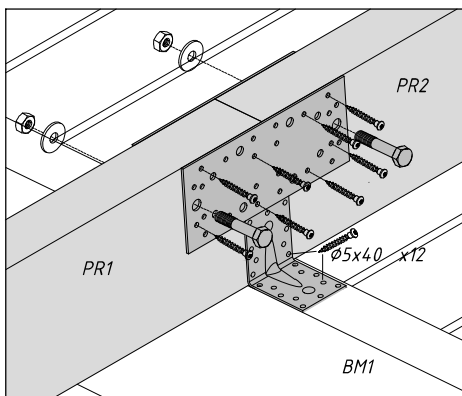
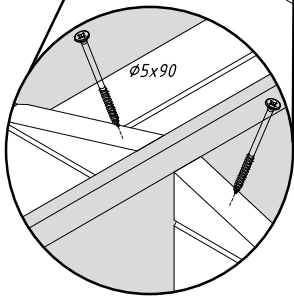
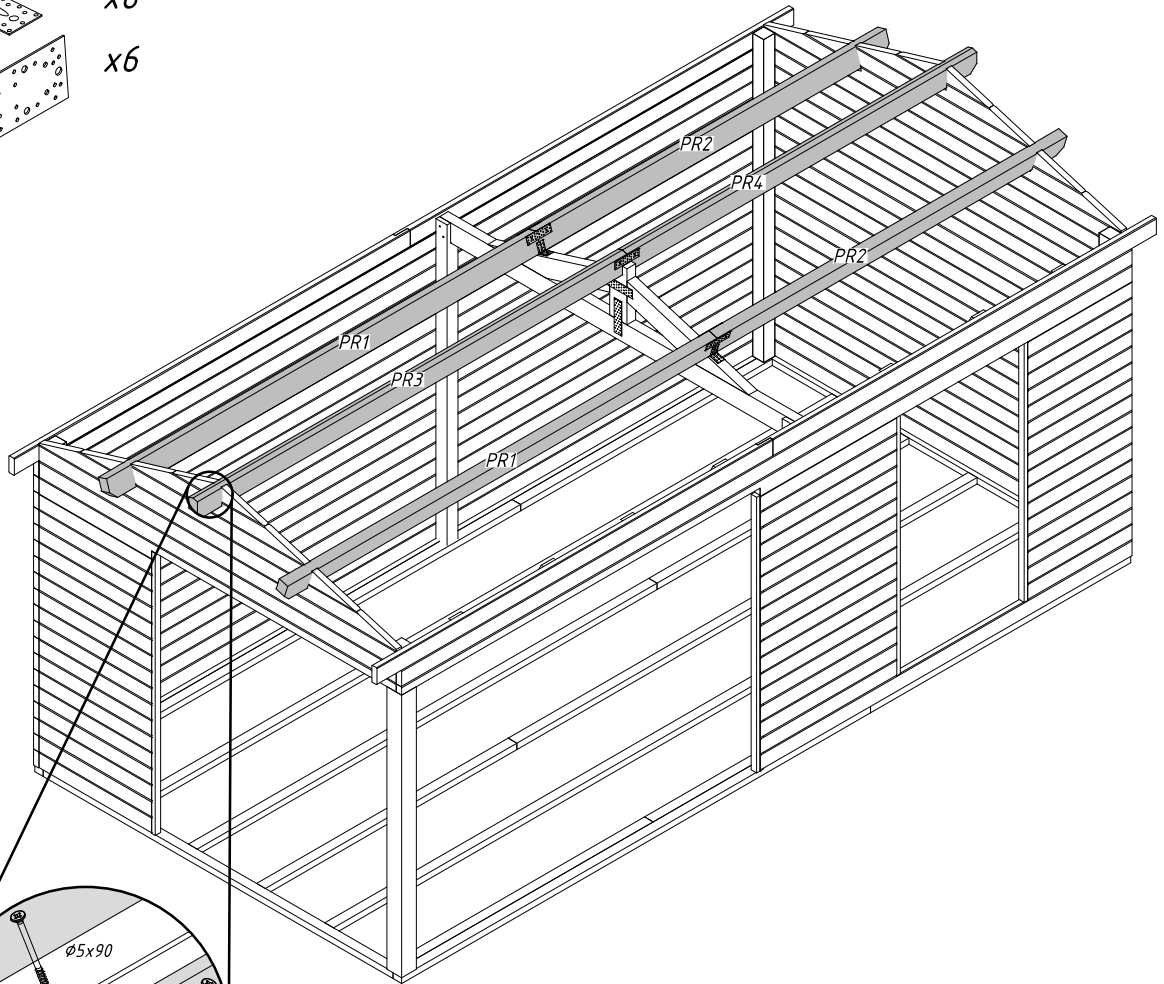


- PR1 x2 $\varnothing 5 \times 90 \times 12$
- PR2 x2 
- PR3 x1 
- PR4 x1 $\varnothing 5 \times 40 \times 120$

-  x6
-  x6

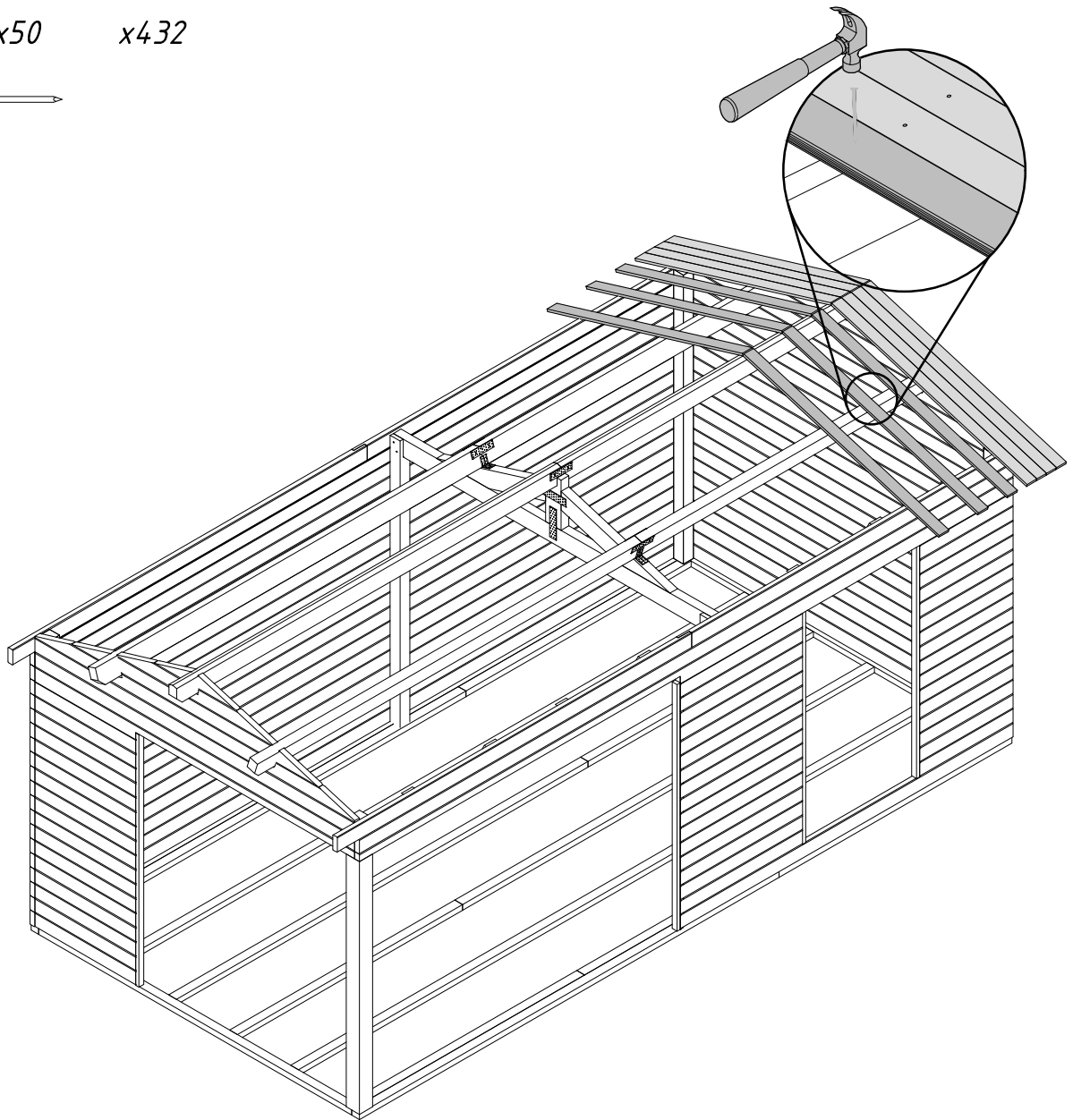
-  x6

-  x6

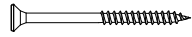


RB2-1 x144

Ø2.5x50 x432



EaE5-1 x4 $\phi 4.5 \times 50$ x110



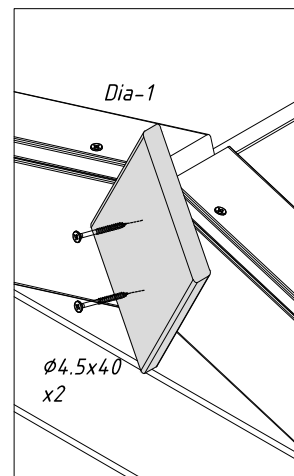
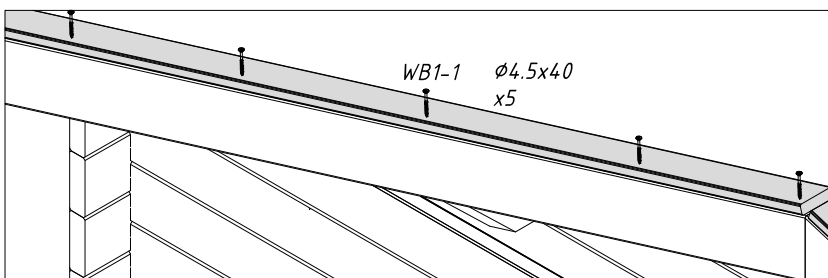
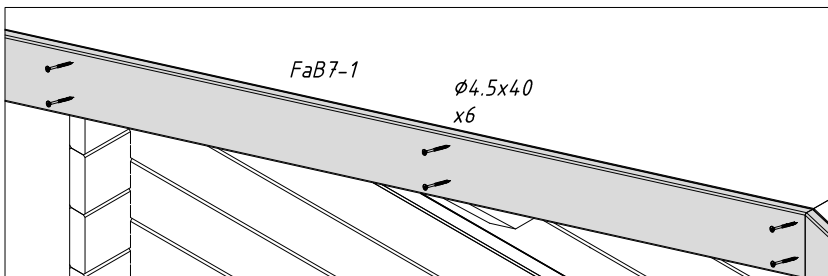
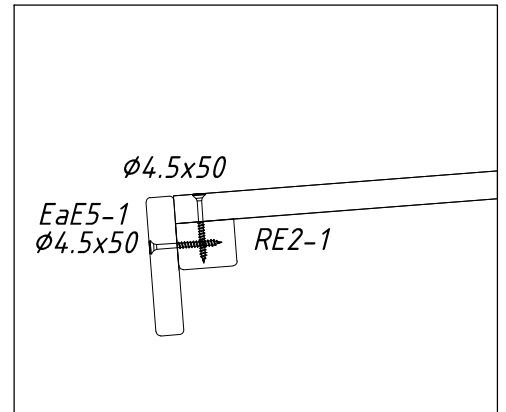
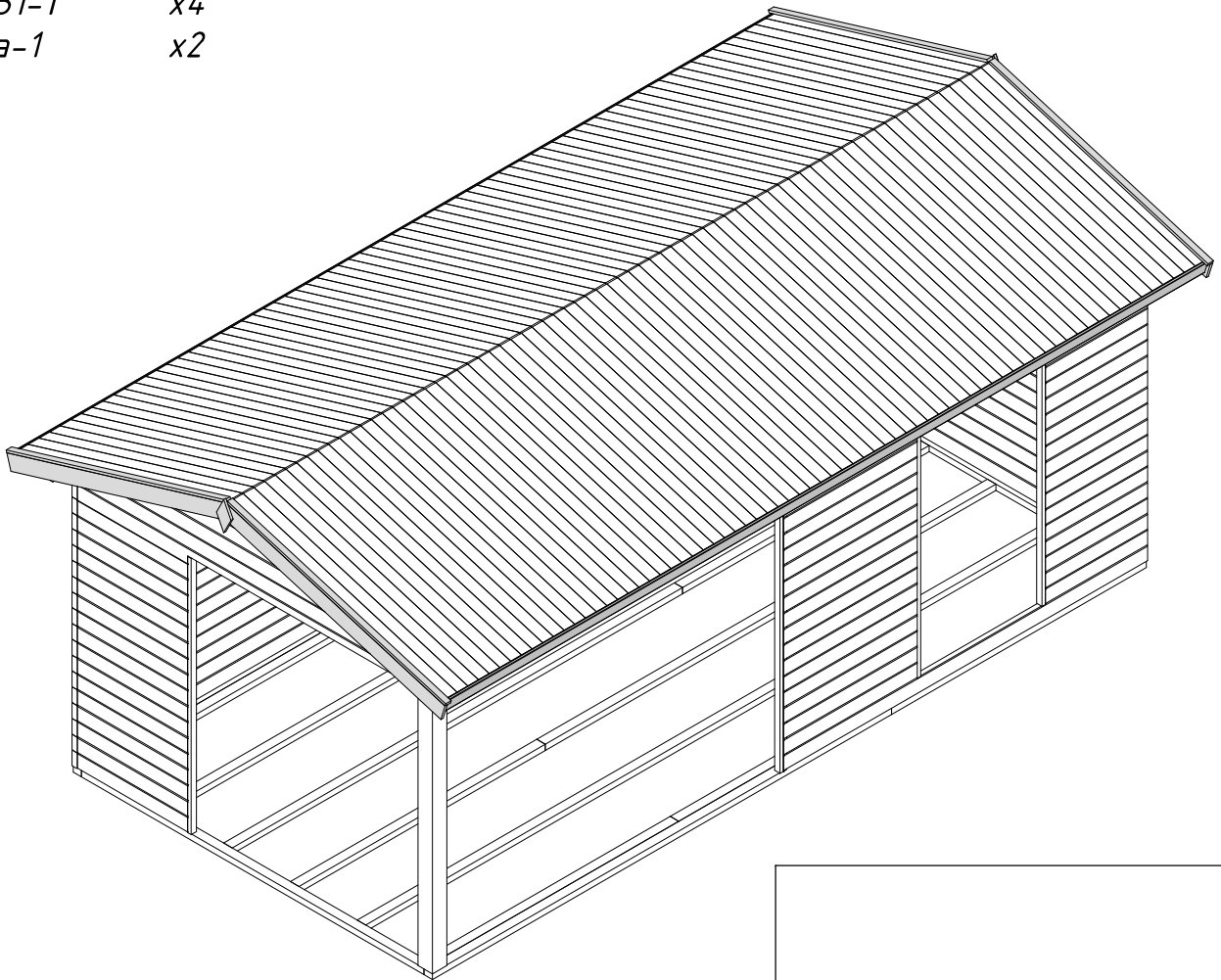
FaB7-1 x4


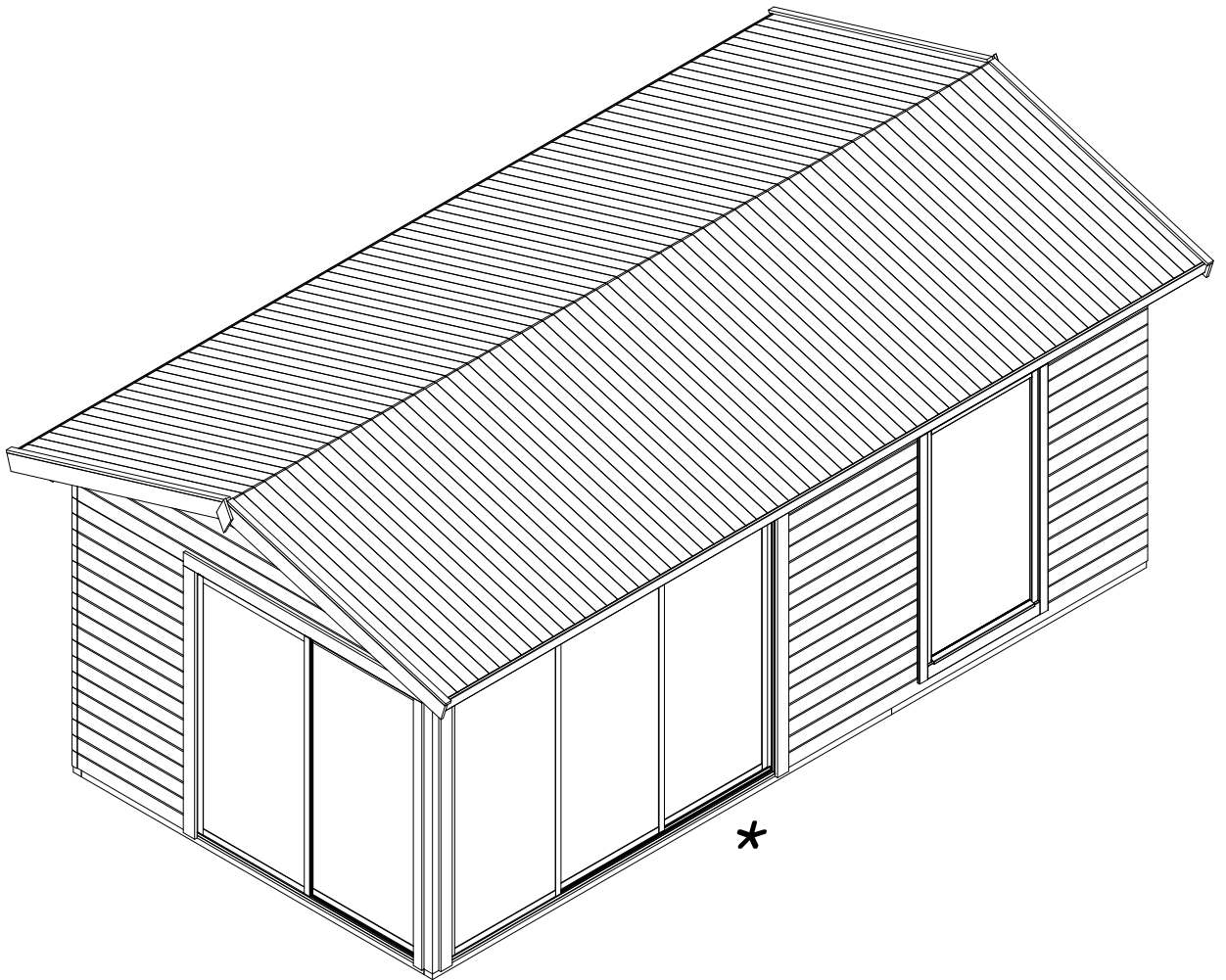
RE2-1 x2

RE2-2 x2

WB1-1 x4

Dia-1 x2





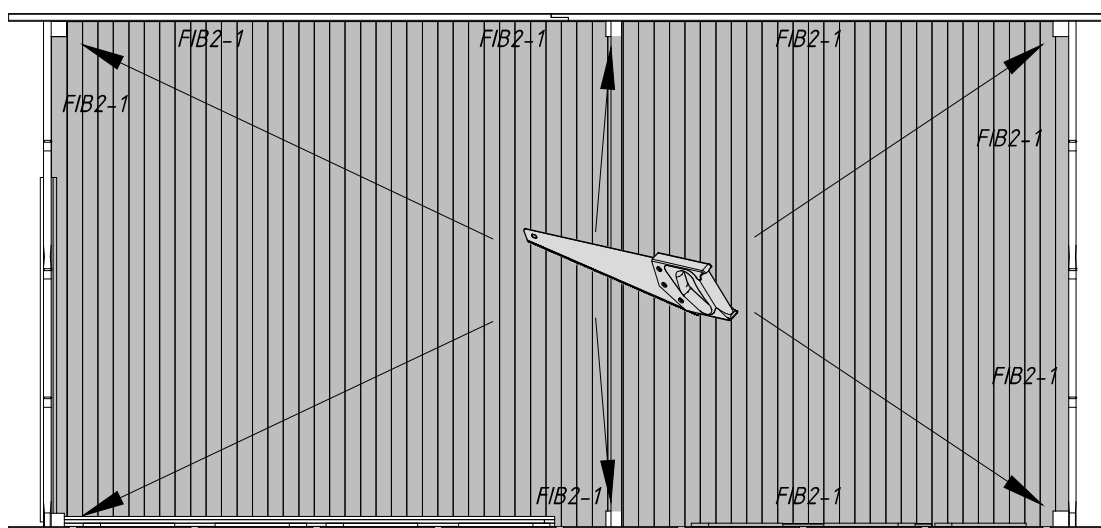
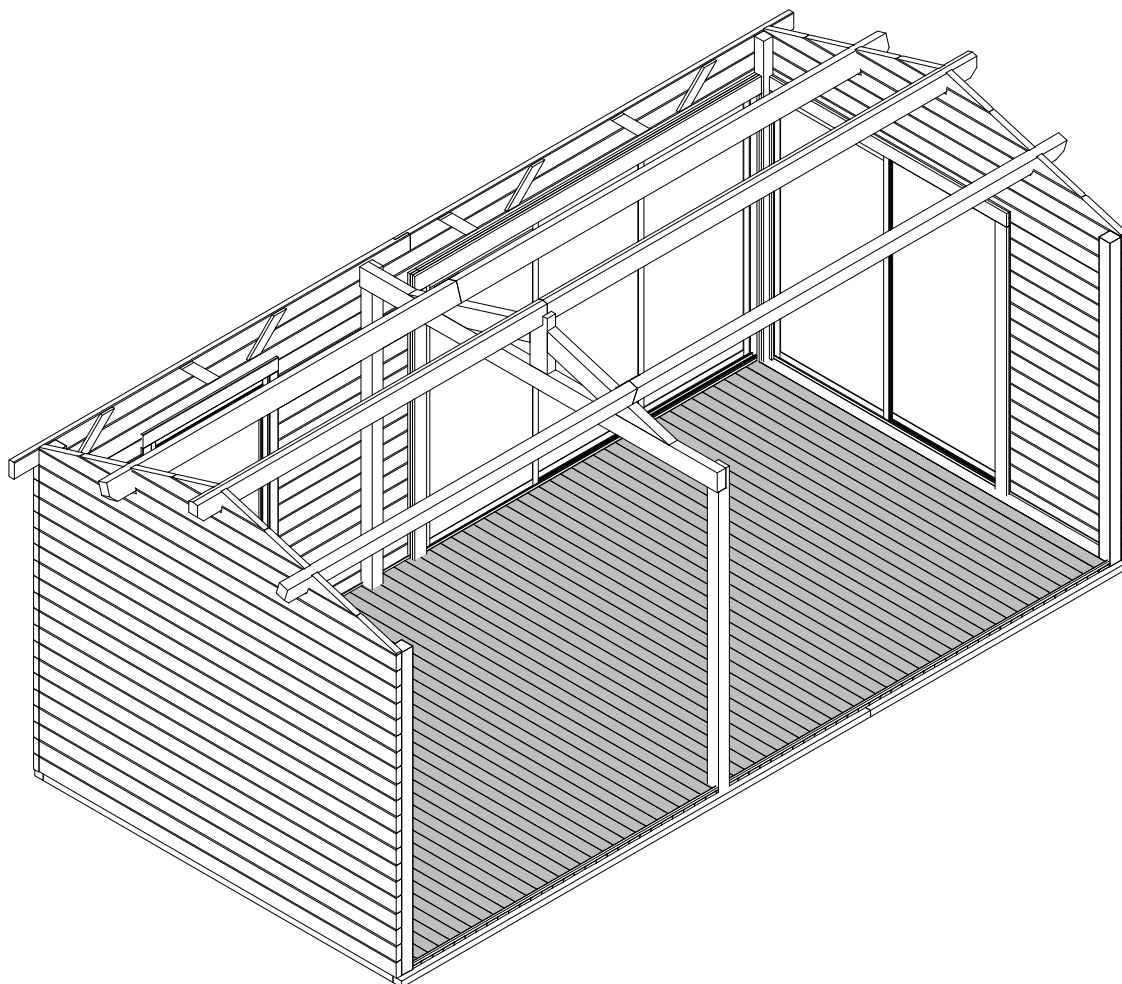
FB2-1 x66

FIB2-1 x8

∅2.5x50 x400



∅1.4x40 x60



CoB1 x5 $\phi 4.5 \times 50$ x50

CoB2 x1 

CoB3 x3

CoB4 x1

