



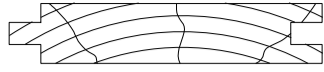






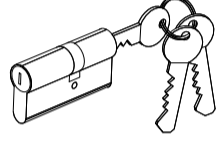



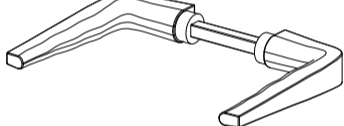
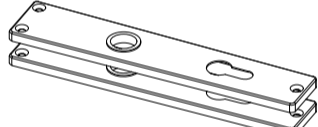
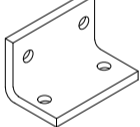
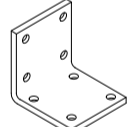



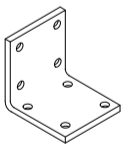
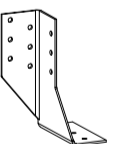

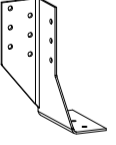



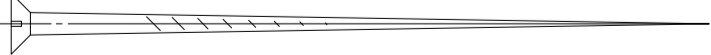

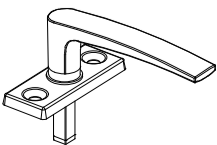

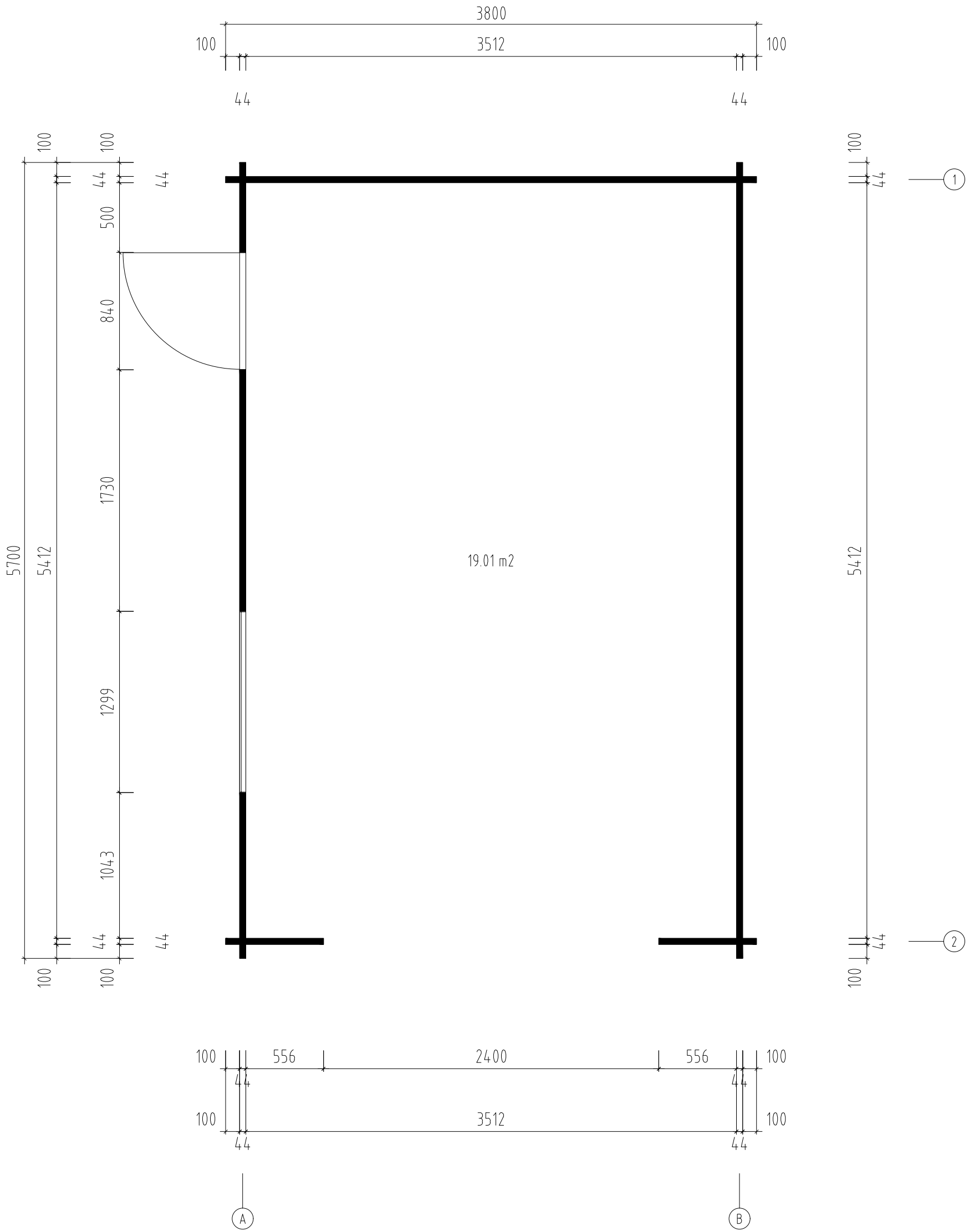


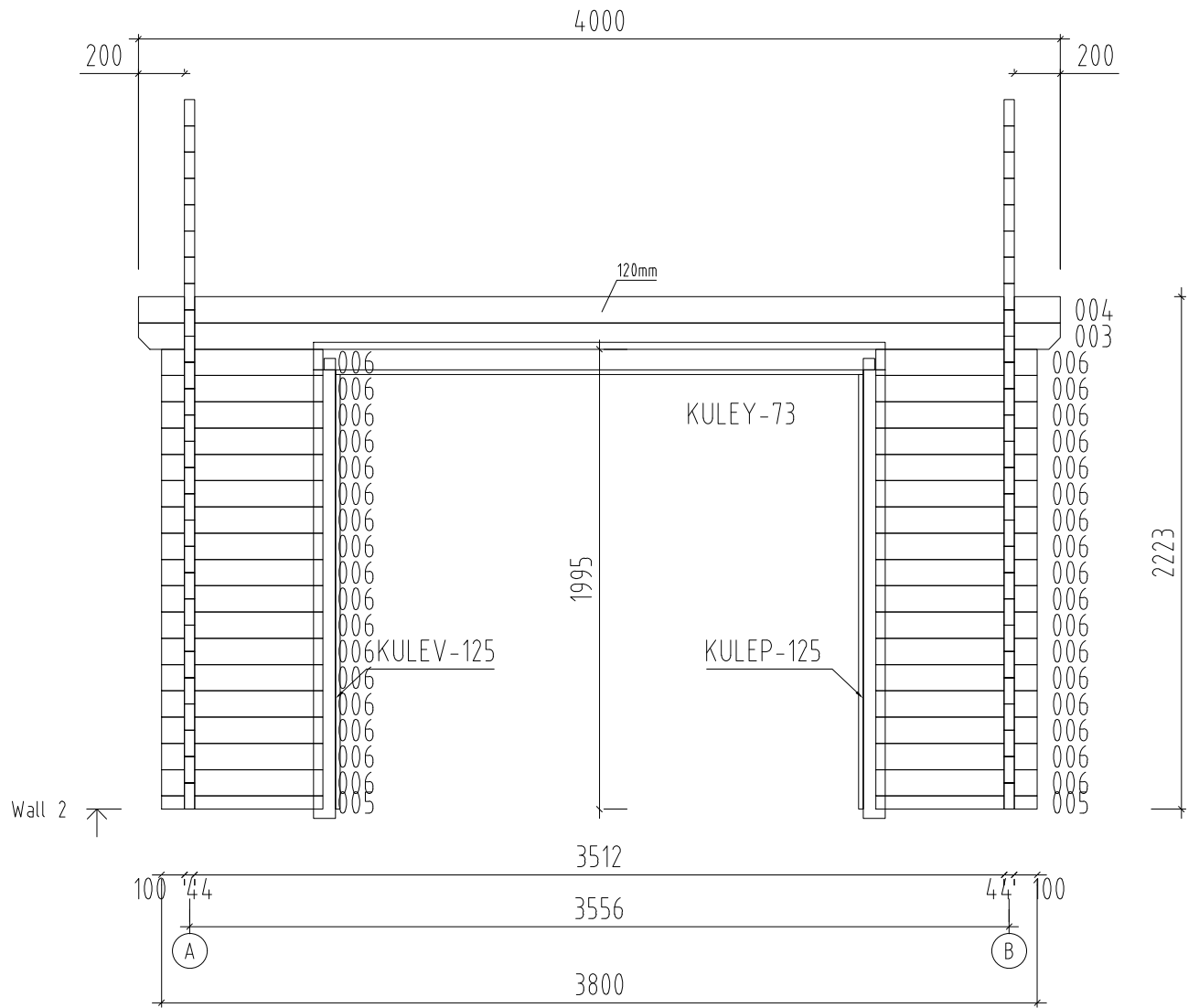
Pos	21.08.2024 SPECIFICATION-STÜCKLISTE-NOMENCLATURE-ELEMENTI-ESPECIFICACIÓN FR44-3857-16	1/3	Pcs	Profile (mm)	Length (mm)
001			1	44x57	3800
002			17	44x114	3800
003			2	44x114	4000
004			2	44x114	4000
005			2	44x57	700
006			34	44x114	700
007			7	44x114	4216
008			16	44x114	644
009			9	44x114	1187
010			9	44x114	1730
011			1	44x114	5700
012			21	44x114	5700
WA-1			1		
WB-1			1		
AR1	Foundation- Fundament- Fondation- Fondazione- Vigas de cimentación 		2	80x60	5330
AR2	Foundation- Fundament- Fondation- Fondazione- Vigas de cimentación 		2	80x60	3590
PR1	Purlin- Dachpfette- Arbalétrier- Arcareccio- Correa 		6	60x160	4000
PR2	Purlin- Dachpfette- Arbalétrier- Arcareccio- Correa 		1	60x160	4000
BM1	Beam- Balken- Poutre- Trave- Viga (OPTIONAL- FIXING MECHANISM FOR SECTIONAL DOOR) 		1	28x120	3512
Dia-1	Diamond- Deckbrett- Madrier- Tavola di copertura- Rombo 		2	19x140	300
EaE1-1	Eave edging- Dachrandbrett- Madrier en bordure du toit- Tavola bordo tetto- Tabla de valadizo 		2	16x95	4000
FaB3-1	Facia board- Giebelblende- Écran frontal- Schermo frontone- Tabla de facia 		4	16x120	3240
RE2-1	Roof edge reinforcement- Dachrandleiste- Baguette en bordure du toit- Rinforzo bordo tetto- Refuerzo borde tejado 		2	32x40	4000


Pos	21.08.2024 SPECIFICATION-STÜCKLISTE-NOMENCLATURE-ELEMENTI-ESPECIFICACIÓN FR44-3857-16	2/3	Pcs	Profile (mm)	Length (mm)
RB2-1	Roof board- Dachbrett- Madrier du toit- Tavola tetto- Tabla de tejado		90	89x19	3200
QT18-1	Seal- Gummidichtung- Joint d'isolation- Guarnizione- Burlete		2	U44 -24V TA44 -21V	5000
SiS5-1	Side slat - Randleiste - Baguette en bordure - Listello bordo 5		2	28x45	911
StB1-1	Storm brace- Sturmleiste- Protection contre le vent- Antivento- Protector contra tormentas		4	25x45	2100
WB1-1	Wind brace- Windbrett- Madrier contre le vent- Tavola vento- Tabla contra el viento		4	16x45	3240
Fim	-Fixing kit- Befestigungsset- Moyens de fixation- Materiale di fissaggio- Kit de fijación		1	USE	
QPOYP 8x80Zn	Bolt -Schloss-schraube -Boulon- Bullone- Perno- M8x80mm PUPO		8	StB1-1	
QULSI 30x35	Cylinder- Zylinderschloss- Serrure a mortaiser- Serratura a cilindro- Bombin- 30.35		1	U44 -24V	
KULE P-125	Detail- Detail- Detail- Dettaglio- Detalle- KULEP-125 TU44-106P		1	W2	
KULE V-125	Detail- Detail- Detail- Dettaglio- Detalle- KULEV-125 TU44-106P		1	W2	
KULE Y-73	Detail- Detail- Detail- Dettaglio- Detalle- KULEY-73 TU44-106P		1	W2	
QLIUHb	Door fittings- Türbeschlag- Ferrure- Ferramenta porta- Manilla puerta- QLIUHb		1	U44 -24V	
QULKAK	Door fittings- Türbeschlag- Ferrure- Ferramenta porta- Manilla puerta- QULKAK		1	U44 -24V	
QNU20 x20x40	L-iron- Winkel- Angle -Angolo- Angulo 20x20x40		2	003(W2)	
QNU40x 40x40Zn	L-iron- Winkel- Angle -Angolo- Angulo 40x40x40		12	ARx+wall	
QNA2 2x50Zn	Nail- Nagel- Clou- Chiodo- Clavo- 2.5x50mm		820	RB2-1	
QMUk K8Zn	Nut- Schraubenmutter- Écrou- Dado- Tuerca- M8mm		8	StB1-1	
QKRP P3_5 x40Zn	Screw- Schraube- Vis- Vite- Tornillo- 3.5x40mm		120	 	
QKRPP 3x20Zn	Screw- Schraube- Vis- Vite- Tornillo- 3x20mm		24	U44 -24V TA44 -21V 	
QKRP P4_5 x50Zn	Screw- Schraube- Vis- Vite- Tornillo- 4.5x50mm		80	KULEY-73;KULENGx EaE1-1;FaB3-1;Re2;...	
QKRP P4_5 x70Zn	Screw- Schraube- Vis- Vite- Tornillo- 4.5x70mm		40	001;004;005,SiS5-1;...	
QKRPP 5x90Zn	Screw- Schraube- Vis- Vite- Tornillo- 5x90mm		4	KULEY-73	
QKRPP6 x120Zn	Screw- Schraube- Vis- Vite- Tornillo- 6x120mm		18	ARx,PRx	
QSE8 x22Zn	Washer- Dichtscheibe- Joint- Rondella- Arandela- 8x22mm		8	StB1-1	
QLIA	Window fittings- Fenstergriff- Poigne de la fenêtre- Maniglia finestra- Manilla (ventana)		1	TA44 -21V	



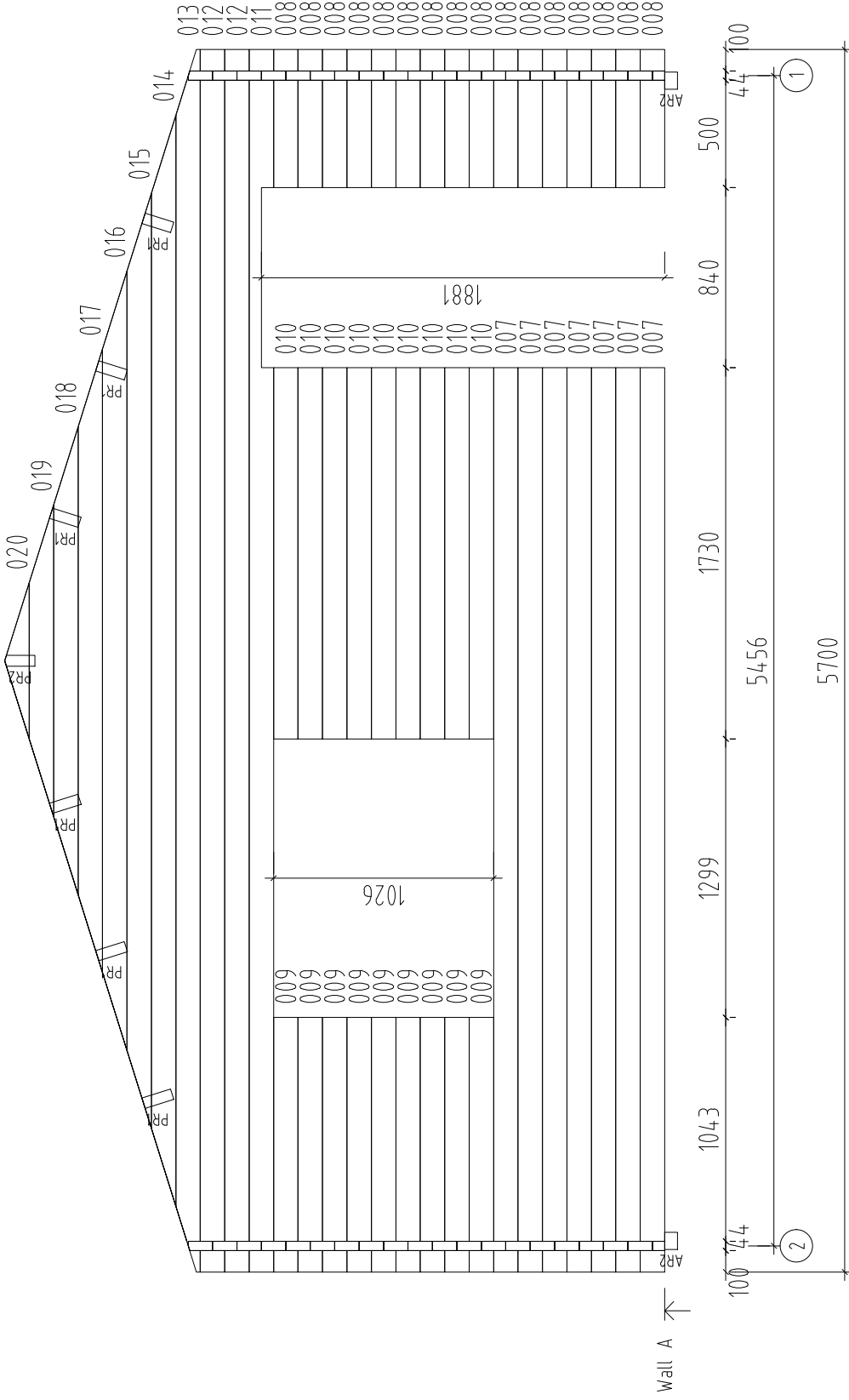
H = 1.500 m
TOTAL: 19.01 m²







3078



Wall A

1043

1299

1730

840

500

44

100


2

1

5456

5700

3078



Wall B

5412

44

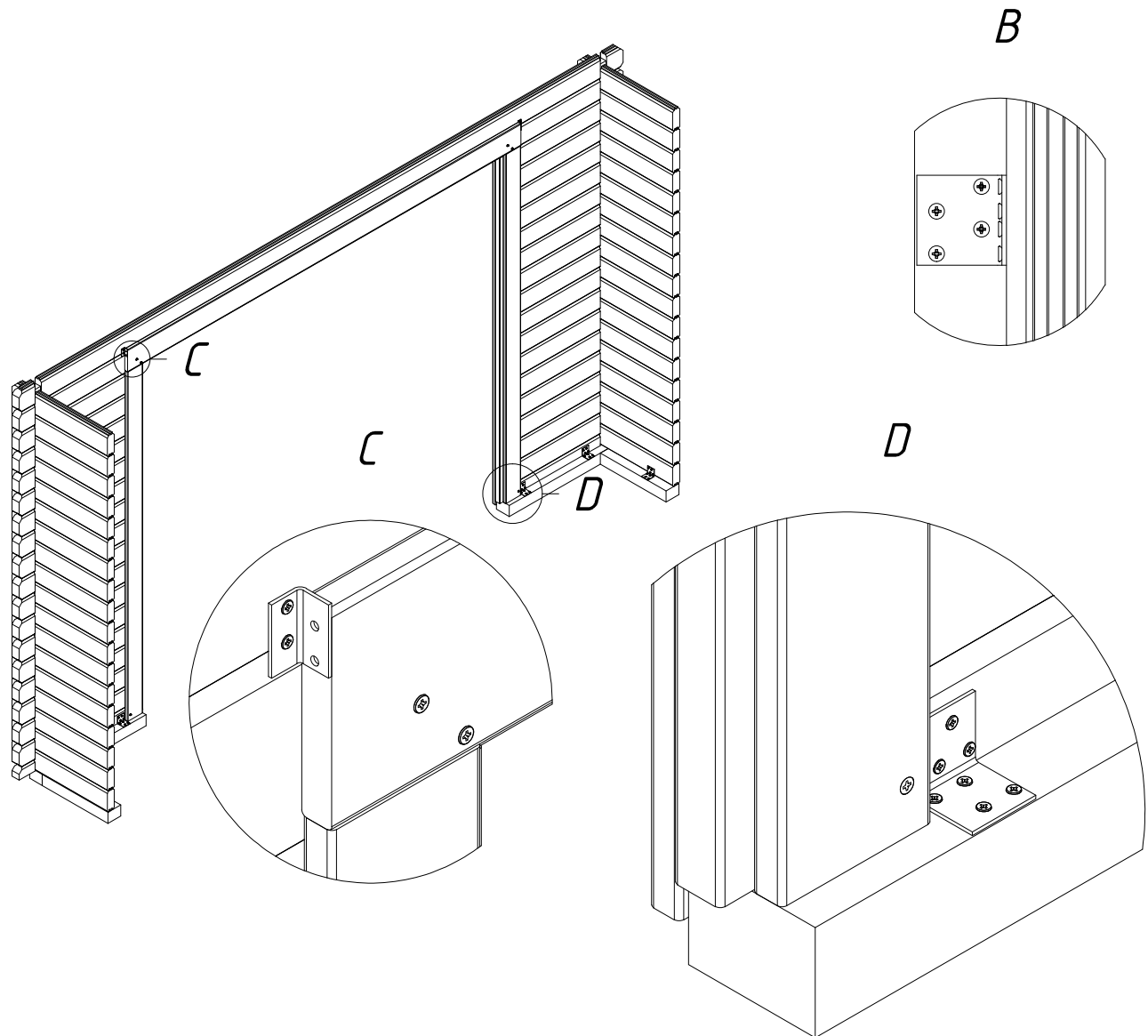
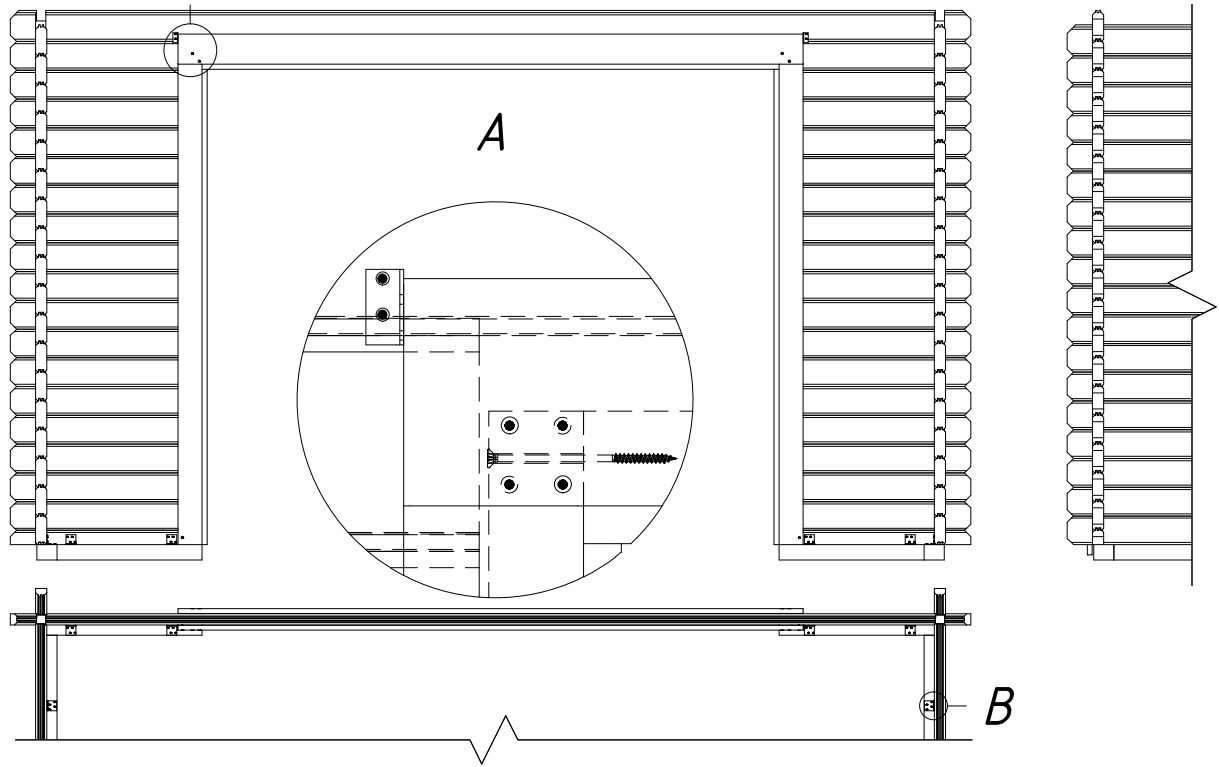
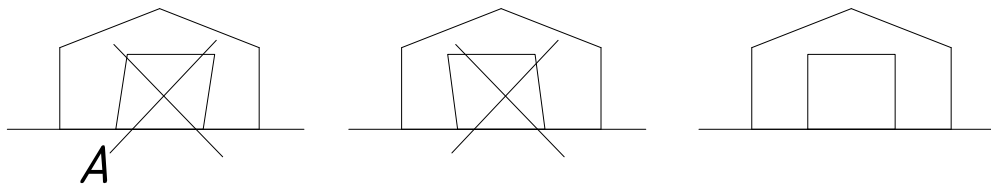
5456


1

100

2

5700





SECTIONAL GARAGE DOOR

A

BM1

≈2220

A

Ø3x20
3pcs

Ø3.5x40
6pcs

